



ideal for space

PRODUCT CATALOG



Volume 8



CONTENTS

- 2** Company Profile
- 3** Our Vision & Mission
 - Our Core Value
- 4** Introduction
- 5** Quality Assurance & Accreditation
- 7** Prestigious Awards
- 9** Finite Element Analysis
- 11** TTF Racking Design Standard
 - Safety & Health
- 13** Overseas Customers
- 15** Exhibitions & Overseas Exhibitions
- 16** Our Clientele

LIGHT DUTY RACKING SYSTEM

- 18** Boltless Rack
- 22** Boltless Rack Packing Table
- 23** E-Boltless Rack
- 24** E-Boltless Rack Packing Table
- 25** Mobile Boltless Rack
- 26** Rakku
- 27** Boltless Rack C/W Top Flooring
- 29** Multi-tier Storage Racking System
- 31** TTF D.I.Y. Colour Rack & Standard Rack
- 33** InStyle Rack
- 35** Kaizen Rack
- 36** Kaizen Metal Rack
- 37** Econ rack

MEDIUM DUTY RACKING SYSTEM

- 41** Ideal Longspan Shelving System

HEAVY DUTY RACKING SYSTEM

- 45** Selective Pallet Racking System
- 51** Standard Heavy Duty Racking
 - Components
- 55** Heavy Duty Shelving System
- 57** Twin-bay Racking System
- 61** Narrow Aisle Racking System
- 63** Double Deep Racking System
- 65** Drive-in Racking System
- 67** Heavy Duty Shelving c/w Mezzanine Floor
- 73** Cantilever Racking System
- 75** Racking System Mezzanine Floor
- 77** Truss System Mezzanine Floor
- 79** Automated Storage & Retrieval System (ASRS)
- 83** Steel Platform

STORAGE BOXES & PALLET CONTAINERS

- 87** Pallet Cages
- 89** Pallet Mesh
- 91** Multi Tool Box
- 93** Multi Box
 - Storage Carton Box
- 94** Industrial Tray
 - Industrial Basket
 - Industrial Container

RETAIL DISPLAY & EQUIPMENTS

- 99** Gondola Shelving System
- 103** Mini Gondola Shelving System
- 106** Gondola Shelving Fixture & Accessories
- 111** Shopping Trolley
- 112** Cashier Counter
- 114** Wire Display System
- 117** 3 / 4 / 5 Folding Shelf
- 118** Folding Trolley Shelf
- 119** Stainless Steel Rack
- 120** Stainless Steel Shoe Rack
- 121** 180° Adjustable Basket Trolley
- 122** Kitchen Rotating Rack
- 123** Multi Layer Shelf
- 124** Multipurpose Trolley Rack

KOMADA MATERIAL HANDLING EQUIPMENT

- 126** Metal Platform Trolley
- 130** PVC Platform Trolley
- 132** Stainless Steel Platform Trolley
 - Aluminium Expandable Trolley
 - Tool Cabinet Trolley
- 133** PRESTAR Trolley
 - PRESTAR Slim Cart & Work Tainer
- 134** Slim Cart
 - Foot Stool
 - Platform Order Picker
- 135** Work Tainer
 - Ladder Trolley
- 136** Picker Cart
- 137** Castor Wheel
- 139** Fully Auto Hand Pallet Truck
- 141** Hand Pallet Truck
 - Scissor Lift Pallet Truck
- 145** Table Lifter
- 146** Fully Auto Stacker
- 147** Self Lifting Stacker
- 148** Hydraulic Manual Stacker

- 149** Semi Auto Stacker
 - Manual Platform Stacker
- 150** KOMTEC Mover Skate
 - KOMTEC Manual Drum Handler
 - KOMTEC 4 Wheel Multi Function Drum Truck
 - KOMTEC 2 Wheel Easy Tilt Drum Truck
- 151** KOMTEC Hand Pump Drum Porter
 - KOMTEC Foot Pump Drum Porter
 - KOMTEC Overhead Horizontal Drum Clamp
 - KOMTEC Overhead Chain Clamp
 - KOMTEC Drum Tongs
- 152** KOMTEC Overhead Vertical Drum Clamp
 - KOMTEC Overhead Rotation Clamp
 - KOMTEC Forklift Drum Tipper
 - KOMTEC Eagle Grip Forklift Single / Double Drum Attachment
- 153** Plastic Pallet
- 155** SHUTER MAN Aluminium Ladder

SAFER Stainless Steel Convex Mirror

- 157** Outdoor & Indoor Polycarbonate Convex Mirror
 - Indoor Dome Mirror
 - L-Pole
 - Ceiling Pole
 - Mild Steel Pole
 - Galvanized Pole
- 158** Outdoor Stainless Steel Convex Mirror
- 159** Indoor Stainless Steel Convex Mirror

FTO Office System

- 162** Full Height Cupboard
- 163** Half Height Cupboard
- 164** Filing Cabinet
- 165** Mobile Compactor
- 166** Multiple Steel Locker
- 167** Steel Locker
- 168** Half Height Multiple Locker
- 169** Pigeon Hole / Wardrobe
- 170** Mobile Pedestal / Book Trolley / Kick Step Stool
- 171** Library Shelving
- 173** Pedestal Desk



Established since 1996

Company Information

TTF MARKETING HOLDINGS SDN. BHD. 199601053540 (407754-H) is a leading Racking Systems and Office Systems pioneer in Malaysia. In order to achieve world class standard of quality, we heavily invest into modern machineries and latest sophisticated technology.

Our full range product such as Light Duty Racking Systems, Medium Duty Racking Systems, Heavy Duty Racking Systems, Steel Platform, Mezzanine Floor, Selective Pallet Racking, Automated Storage & Retrieval System, Gondola Shelving and Office Systems to all the market segment such as industrial, warehouse, office, retail, hypermarket and residential use. With our dynamic strength and full coordination, **TTF GROUP** also introduce another added products named **KOMADA** Material Handling Equipment, **SAFER** Stainless Steel Convex Mirror, **IRON MAN** Pallet Mesh, **SHUTER MAN** Aluminium Ladder and **FiTO** Office Systems.

Our quality standard awarded ISO 9001 authentication certificate. We are confident that with our expertise, latest technology, research and development, we can fulfil our customer needs and requirement to continually improve the effectiveness of Quality Management Systems.



Johor Branch



Production Factory @ Rawang



Mission

Creating innovative storage & retrieval solutions that are "effective & efficient".

Vision

Everyone can afford our "effective & efficient" storage & retrieval solutions.

Brand Positioning

An innovative end-to-end storage & retrieval solution provider.

Brand Promise

Innovative storage & retrieval solutions that are "effective & efficient".

Brand Values

1. Solution-driven
2. Think innovatively
3. Ownership
4. Respect
5. Effective & Efficient

S.T.E.M philosophy:

Save Space, Time, Energy, & Money.

Our production team ensures the highest level of quality control with the latest CAD application software for maximum safety. Recognizing the needs for reliable, efficient and cost-effective racking systems, **TTF Group** main objective is always focus on providing the ultimate service and product to both local and international client alike.

We constantly seek new and innovative design and technology to complement our present racking systems. Whether high-rise or multi-tier shelving or racking needs, **TTF** reputation as the market leader for material handling in Malaysia is well known. We understand the need to always be adaptable to current global and business challenges.

Aware of the need for maximum safety in storage and racking systems, **TTF** utilizes state-of-the-art robotic welding systems to ensure lifetime durability in all storage design applications. Our roll forming facility is complemented by state-of-the-art modern mould making machines, stamping machines and the latest epoxy powder coating technology for long-lasting durability and toughness. All racking and storage systems can be color-coded according to specific storage applications.

We use ultra-modern panel sawing machines to enhance accuracy and quality to cut plywood and HDF board. After the elaborate fabricating process, our qualified installation team will finalize the construction process that will ensure a smooth and effective system required by our client's warehouse and logistics solution needs.





Quality Assurance & Accreditation

As an endorsement of our product quality and accredited with ISO 9001:2000 status, we annually subject our products to a stringent SIRIM QAS compression test. All our racking shelves were subjected through extreme load tests and was given the highest SIRIM approval ratings. We are proud to say that our products are next to none in the competitive industry of racking systems.



ISO 9001:2015 Quality Management System

Towards better commitment to continue improvement and recognition to be high quality products for our customers. We had been officially accredited with ISO 9001:2000 certificate in year 2005.



ISO 9001:2015 Intertek Standards



ISO 9001:2015 Intertek UKAS Management System

FIRA British Standard

TTF status is the leading producer of high-quality racking system. A further booster when it was confirmed and awarded the industry's highest certificate. The FIRA awarded to TTF MARKETING HOLDINGS SDN. BHD. (407754-H) on propelling itself as the industry leader in the region.



Compression Test by **SIRIM QAS**



Scan the QR code for **Video** in our facebook page.



EVEN as manufacturers move their production plants overseas to China and Vietnam, they will need to ship their products back. And they would require proper warehouses and logistical management systems to help with the distribution to local and overseas markets.

This means Malaysia has the potential to become a big logistics centre in the future, says Vincent Ng, marketing director of TTF Marketing Holdings, a company with more than 20 years of experience in the storage and racking systems industry.

The increase in trade development initiatives in the country promises good growth potential in the sector, stresses Ng.

"Therefore, the storage and racking systems industry will still be growing," he says, adding that rising land prices ensure that space-saving solutions remain relevant, if not crucial.

TTF is one of the leading manufacturers and pioneer suppliers of storage systems in the country.

"According to Ng, the company has 30% of the market share and is working towards penetrating selected hypermarkets within the year.

"We are targeting to be listed on Bursa Malaysia's Main Board in five-year's time," adds Ng.

In the beginning, the company focused solely on storage and racking systems, but now it offers a wider range of products, including material handling equipment and retail and office furniture, to cater to market demands.

Space \$aving solutions

Rising land prices, coupled with growth in the logistics industry, mean that storage and space-saving solutions will continue to be in demand, says TTF Marketing Holdings.

The products that TTF offers, including its light-duty rack system, medium-duty rack system, heavy-duty rack system and mezzanine system, is ideal for maximising space usage. Additionally, the company offers a variety of storage boxes and containers, not to mention retail-related equipment like shopping baskets, gondola shelving and trolleys.

Their Komada material handling equipment makes it convenient to move goods around, while the TTF Office Concept offers all kinds of office furniture.

"From display racks and material handling equipment to steel platforms and furniture, we have them at our showroom.

"Customers just have to make one step to sort out the layout for their premises, be it for industrial, office, retail or residential purposes," says Ng.

He stresses that the company is committed to producing trusted and reliable products, and they ensure this by putting them through stringent Sirm QMS compression tests.

"When our shelving product



Ng showing off the multi-tool boxes at TTF's showroom in Rawang.

claims to support up to 100kg, the claim is backed by Sirm certification.

"To offer customers quality and innovative products, we invest in the latest production machines and quality control, not forgetting product safety too.

"Our products comply with

help save costs by providing innovative solutions to problems related to storage and space.

"For example, when one's business grows, there is a need for increased production, which means you need to expand the factory.

"But purchasing another piece of industrial land to build a factory is extremely expensive.

"This is where we come into the picture, by providing solutions that will help lower their expansion costs by maximising space," says Ng.

The price of industrial land has risen from RM18 to RM30 per sq ft in the last 10 years back when the company first started.

"Our consultant will visit the site to understand the customer's needs before coming out with a floor plan drawing indicating the necessary materials and costs.

"Upon confirmation, production and installation can be done within a month's time," explains Ng.

For more information on the company, you can visit www.ttf.com.my



Prestigious Awards

TTF won numerous award and recognition throughout the year, TTF has dedicated its growth and success from contribution of our innovative development team and continuous support of our valued customers.



Product Excellence Awards 2016
SME Platinum Business Awards



Excellent Eagle 2016
Nanyang Golden Eagle Awards



Product and Service Excellence Awards 2016
Sin Chew Business Excellent Awards



Most Influential Awards 2016 - 2017
Asia Pacific Golden Crown Awards



Majlis Anugerah Majikan Terbaik KWSP Selangor 2017



Scan the QR code for video in our facebook page.

Computer-Aided Design (CAD) and Computer-Aided Engineering (CAE)

TTF stresses on high quality product and services to our customer. In the design and analysis process, high quality control and analysis is placed in the company's design and production. TTF invested a large capital stressing on CAD/CAE software to ensure the quality and continual improvement of the product.

Computer Modeling

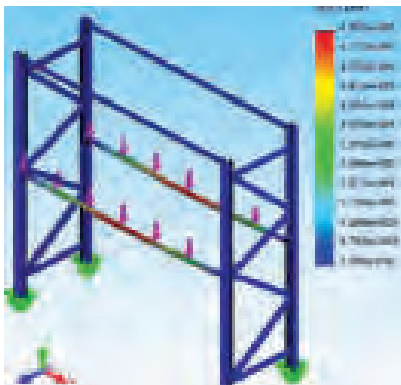
TTF incorporates 3D modeling CAD for design and modeling capacity, reduces error in design and is easier to market. Also, this ensure the accuracy and quality in TTF's products.

Computer Analysis


To ensure the quality of the products, TTF uses state-of-the-art computer-aided engineering (CAE) CosmosWorks to perform simulation and structural analysis. CosmosWorks incorporates the technology finite element analysis to study the factor of safety, deflection for the structure. Generally, finite element analysis is a method of simulating physical systems, in the area of :

- Static structural mechanics
- Motion kinematics and kinetics
- Heat dynamics
- Fluid dynamics
- Buckling analysis
- Frequency analysis
- Design optimization

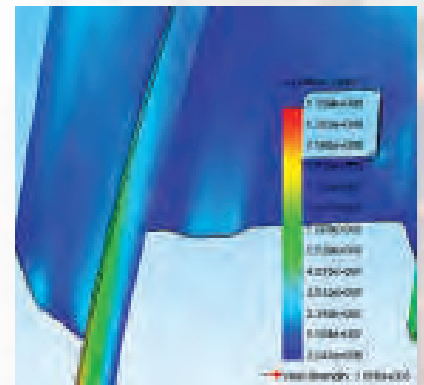
Finite element analysis breaks down the model into millions of discrete elements, and then performs calculation on each element to provide a fairly accurate simulation and forecast of the design done. The analysis is done with accurate moulding of the parts and assembly, and the loaded with the working load on the beams. Actual testing is done to validate against the analysis, and the result are found to be within 10% accuracy. The finite element analysis tool aids TTF are accurately stimulate and predict every design. The result is provides a quality product to our customers.



Racking design analysis done in finite element analysis to analyse the loading on the beams.

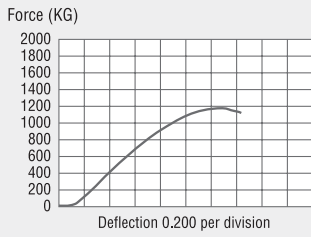


Finite element analysis done on the racking system to ensure the safety and quality of the product.

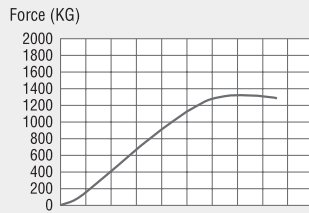


Product Compression Test

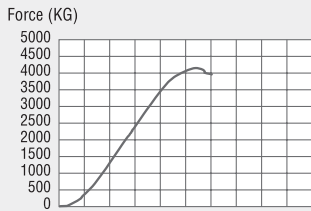
- Compression Test Adoption to ASTM D642



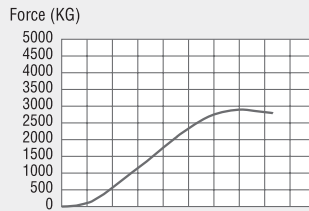
Product : Boltless Rack
 Size : 72"H x 24"D x 48"L
 Report No. : 2003MA0257
 Peak Force : 1188.8kg
 Deflection : 12.4mm



Product : Longspan Shelving Rack
 Size : 72"H x 24"D x 96"L
 Report No. : 2003MA0258
 Peak Force : 1326.3kg
 Deflection : 35.5mm



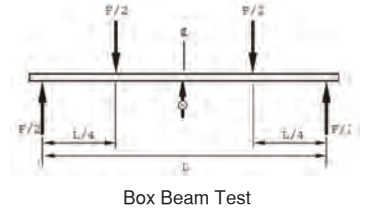

Product : Selective Pallet Rack
 Size : 1800H x 900D x 2446L (mm)
 Report No. : 2003MA0259
 Peak Force : 4159.6kg
 Deflection : 27.1mm



Product : Heavy Duty Shelving Rack
 Size : 1800H x 900D x 2446L (mm)
 Report No. : 2003MA0260
 Peak Force : 2899.3kg
 Deflection : 35.6mm



UTM Test Report (product compression test)
 - Compression Test Adoption to AS 4084 and EN 15512



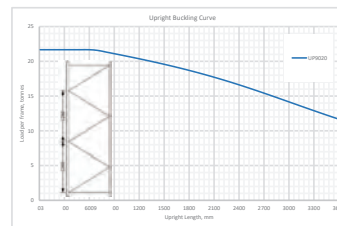
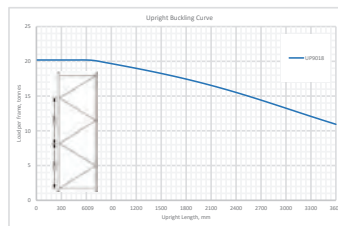
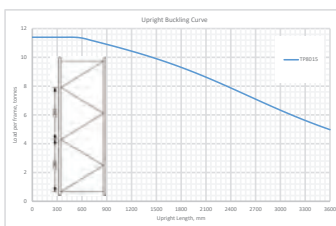
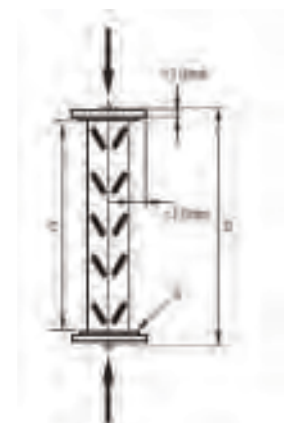
Box Beam OUBB 40 x 85



Box Beam OUBB 40 x 125



Box Beam OUBB 50 x 130



Test in accordance Australian Standard AS 4084 and European Standard EN 15512



TTF Racking Design Standards

At **TTF** we work closely with our customers and together work on our design standards to ensure maximum safety and effectiveness. Products from **TTF** complies with international design standards and requirement such as :

- Australian cold formed structures code (AS 1538-1998)
- Australian standard for steel storage racking (AS 4084-2012)
- RMI 1980 industrial steel storage racks.
- British standards 5950 PT5 1985 code of practice for the design of cold rolled section in steel.

Australian Standard®

**Steel Storage Racking
AS 4084-2012**

Australian Standard®

**Steel Storage Racking
Commentary Supplement
to AS 4084-2012**





Safety and Health

In **TTF** we promote safe working practices and as a supplier of products that has significant safety implications, we work closely with our customers to minimize accidents.

It's true to say that you will never see a rack installation looking like the Leaning Tower of Pisa. Racks are either vertical or they fall over, and racks falling over is something that everybody wants to avoid. As a manufacturer, **TTF** is always striving to promote safe working practices and ensure that we design, produce and install our products to the highest safety standards.

In addition, there is the Occupational Safety and Health Act 1994 (OSHA) that place personnel responsibility upon within the law an eliminate unsafe practices. Employers must provide a safe working environment, and employees must act in such a manner to ensure his or her safety and that of their workers.



Before



Know How + Know What + Know When + Know Where
+ Know Who + Know Why =



ideal for space


After







Overseas Customers





Overseas Exhibitions






Our Clientele



LIGHT DUTY RACKING SYSTEMS

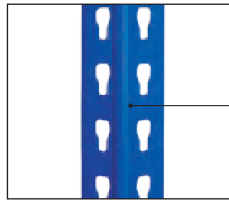
pg.18 - pg.39

ideal for space




Angle Post with Rib (AP)

Reinforced with "Curvy Rib" to increase loading capacity and rigidity.




Center Support (CLS)

To support center of decking material and against longitudinal deflection.



Standard Beam (TRB)


To provide ultimate strength and stability.



Optional


Twin Rivet C Beam (TRC)

To provide ultimate strength and stability.



AP Slim Stopper

Prevent floor scratching.



Dimension: Height x Depth x Length x Shelf Level x Decking Material

Height (in.)	30	36	48	60	72	84	96	108	120	132	144		
Depth (in.)	12	16	18	24	30	36	42	48					
Length (in.)	12	16	18	24	30	36	42	48	54	60	72	84	96
Shelf Level	2	3	4	5	6	Customize available							
Decking Material	High Density Fiber Board												
Loading Capacity (kg)	100 kg - 400 kg UDL / level												
Colour	 Beam Frame Set												

The **TTF Boltless Rack** minimizes setup time and offers a vast selection of heavy to light racking system requirements. Easy and fast to install and dismantle, **TTF Boltless Rack** can be applied to existing racking systems for increased cost savings in warehouse storage systems.

Sirim Test Report: 2003MA0257



Scan the QR code for **Demo Video** in our facebook page.



Scan the QR code for **Installation Video** in our facebook page.





Related Products



Boltless Rack + Multi Tool Box



Boltless Workbench




Boltless Hamper Rack




Trolley Boltless Rack

AP Castor Wheel




Pigeon Hole Boltless Rack


Decking Material



Metal Shelf



Mesh Decking



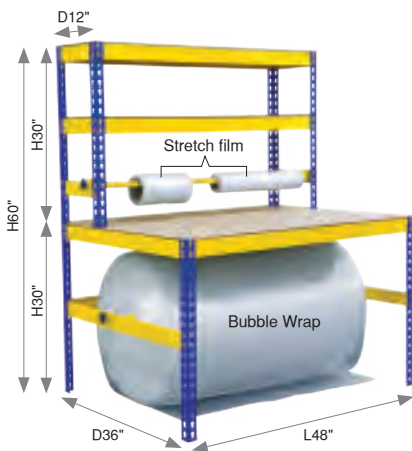
HDF Board / Plywood

Boltless Rack Packing Table

We have different sizes and version of Boltless Rack Packing Tables suitable for all your needs. It is designed for warehouse, shipping / packing depts. Our Boltless Rack Packing Tables are made from high-quality materials, and they are guaranteed to offer the user a long-lasting performance.



Scan the QR code for **Installation Video** in our facebook page.



Type A

Code : BRPT(3030)3048-A
 Description : H30" / 60" x (D12" x L48" x 2 Levels) + (D36" x L48" x 1 Level) x 8mm HDF C/W round pipe & APSS.



Type B

Code : BRPT(1236)3048-B
 Description : H12" / 36" / 48" x [(D12" x L48") + (D30" x L48") x 1 Level] x 8mm HDF C/W round pipe & APSS.



Type C

Code : BRPT(1236)3648-C
 Description : H12" / 36" / 48" x (D12" x L48") + (D36" x L48") x 1 Level] x 8mm HDF C/W round pipe & APSS.



Type D

Code : BRPT(3636)3648-D
 Description : H36" / 72" x (D12" x L48" x 2 Levels) + (D36" x L48" x 1 Level) x 8mm HDF C/W round pipe & APSS.



Type E

Code : BRPT(3636)3648-E
 Description : H36" / 72" x (D12" x L48" x 1 Level) + (D36" x L48" x 2 Levels) x 8mm HDF C/W round pipe & APSS.



Type F


Code : BRPT(3636)3648-F
 Description : H36" / 72" x [(D12" x L48") + (D36" x L48") x 1 Level] x 8mm HDF C/W round pipe & APSS.

E-Boltless Rack

Light Duty Racking Systems


Angle Post with Rib (EP)

Reinforced with "Curvy Rib" to increase loading capacity and rigidity.



Center Support (ELS)

To support center of decking material and against longitudinal deflection.



Beam (EHB)

To provide ultimate strength and stability.



AP Slim Stopper (APSS)

Prevent floor from scratching.



Offer a various choice of sizes. Our **E-Boltless Rack** have decking materials made of HDF board offering various shelving application. It come with imperial (in.) measurement.

Dimension: Height x Depth x Length x Shelve Levels x Decking Material

Height (in.)	36	48	60	72	84
Depth (in.)	12	16	18	24	
Length (in.)	36	48	60		
Shelve Level	3	4	5		
Decking Material	High Density Fiber Board				
Loading Capacity (kg)	250 kg - 300 kg UDL / level				
Colour	■ Matte Black				



E-Boltless Rack Packing Table



Type A

Code : EBRPT (1236)3648-A
 Description : H12" / 36" / 48" [(D12" x L48") + (D36" x L48") x 1 Level] x 8mm HDF C/W round pipe & APSS.

Type B

Code : EBRPT (3636)3648-B
 Description : H36" / 72" x (D12" x L48" x 2 Levels) x 8mm HDF C/W round pipe & APSS.

Type C

Code : EBRPT (3648)3648-C
 Description : H36" / 48" / 84" x (D12" x L48" x 2 Levels) + (D36" x L48" x 1 Level) x 8mm HDF C/W round pipe & APSS.



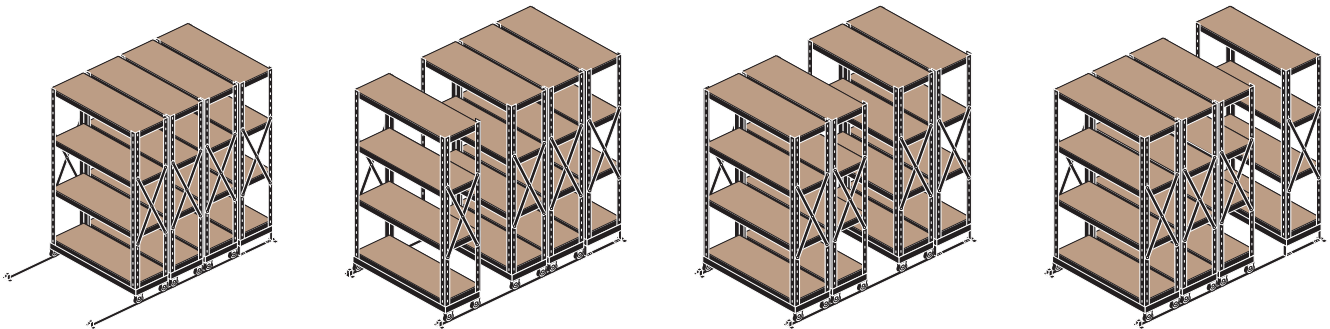
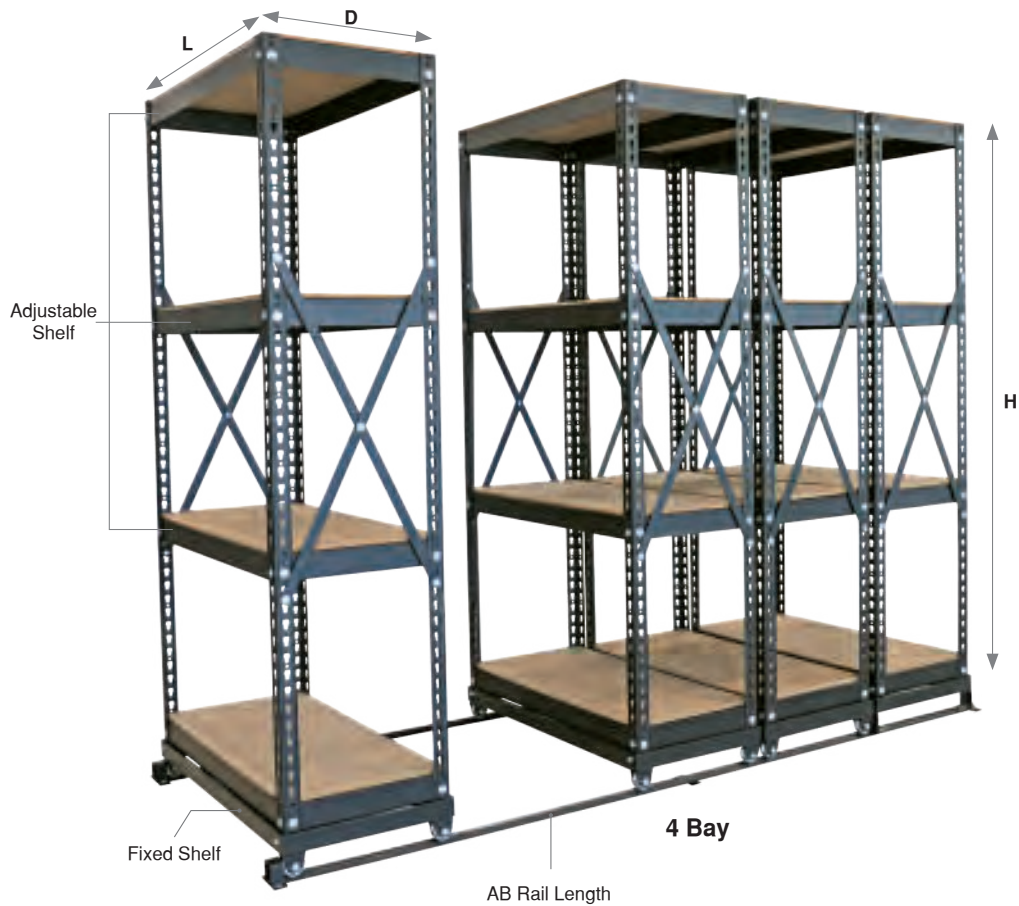
Type D

Code : EBRPT (3636)3648-D
 Description : H36" / 72" x (D12" x L48" x 1 Level) + (D36" x L48" x 2 Levels) x 8mm HDF C/W round pipe & APSS.



Type E

Code : EBRPT (3636)3648-E
 Description : H36" / 72" x [(D12" x L48") + (D36" x L48") x 1 Level] x 8mm HDF C/W round pipe & APSS.



- **Mobile Boltless Rack** systems maximize existing storage space.
- Eliminating aisles and compact several boltless rack into a much smaller amount of space.
- The systems provide highest possible density for storing files and other documentary.
- Every single bay come with 3 pieces adjustable shelf.

Dimension:

Height x Depth x Bay x Length x Shelf Levels x Decking Material


Height (in.)	72	84	96	
Depth (in.)	16	18	24	
AB Rail Total Length (in.)				
Bay	4	98	106	131
	5	116	126	156
	6	133	146	182
Length (in.)	36			
Shelf Level	3 (adjustable) + 1 (fixed)			
Decking Material	High Density Fiber Board			
Loading Capacity (kg)	Max. 300 kg/bay			
Colour	■ Matte Black			



Scan the QR code for Demo Video in our facebook page.

Angle Post (RAP)

Reinforced with "Curvy Rib" to increase loading capacity and rigidity.



Center Support (RLS)

To support center of decking material and against longitudinal deflection.



Beam (RHB)

With total of 6 "Bending Rib" design to provide ultimate strength and stability. Premium gray colour matte paint provide scratch resistant.



Double Eagle Claw

Double Eagle Claw with enhance of strength and further improvement from existing Boltless Rack "Eagle Hook"



AP Slim Stopper (APSS)

Prevent floor from scratching.



Rakku (ラック) meaning "Rack" in Japanese. The new design of rack are further development from our existing Boltless Rack concept, come with various choice of sizes. TTF **Rakku (ラック)** is designed for shop and retail usage. They have decking materials made of HDF board. It come with (mm) measurement.

Rakku (ラック) is semi-customizable due to various size available, you can find a configuration that fits the specific layout of your shop. Whether it's small Rakku unit or large, Rakku will definitely help with increased vertical space usage, you can eventually achieve S.T.E.M philosophy.

Dimension: Height x Depth x Length x Shelf Levels x Decking Material

Height (mm)	1828	2130	2435		
Depth (mm)	300	450	600		
Length (mm)	900	1200	1500	1800	
Shelve Level	2	3	4	5	6
Decking Material	High Density Fiber Board				
Loading Capacity (kg)	100 kg - 400 kg UDL / level				
Colour	■ Matte Gray				





Boltless Rack C/W Top Flooring

Light Duty Racking Systems



TTF innovative **Boltless Rack** system is applied in our c/w top flooring racking system. Lightning quick installation means increased storage capacity and maximizing space. This system creates another level of storage and saves additional warehouse costs. Highly stable, the **Boltless Rack c/w Top Flooring** is the ultimate solution to more room and more savings. TTF **Boltless Rack** systems are highly-adaptive to a multitude of applications. From mezzanine floors to aquarium display racks for exhibitions, our **Boltless Rack c/w Top Flooring** system is the ultimate chameleon to suit customer needs.







Multi-tier Storage Racking System

Light Duty Racking Systems




TTF innovative **Multi-tier Storage Racking System** is a 2-in-1 solution in today's world where space is a premium. Perfect for commercial or industrial locations, the design optimizes vertical space and offers instant access to stock handling. The system is a rack supported structure with versatile multi-tier application.






Angle Post

Reinforced with "Curvy Rib" to increase loading capacity and rigidity.



Center Support

To support center of decking material and against longitudinal deflection.




DP Joint

Joint the Angle Post to become individual rack.



Beam

To provide ultimate strength and stability.



Bottom Stopper

Prevent floor from scratching.



2 In 1

The **TTF D.I.Y. Colour Rack** and TTF Standard Rack design is available in fiber board shelves. It is quick and easy installation with a TTF Boltless Rack concept system makes it easy for home and office usage. The **TTF D.I.Y. Colour Rack** and TTF Standard Rack is supplied in one (1) carton box for convenient and transportation.



All come in one (1) carton box

Dimension: Height x Depth x Length x Shelf Levels x Decking Material

Model	Dimension (mm) Height x Depth x Length	Shelf Level	Decking Material	Loading Capacity	Colour
FB51236LG	1710 x 300 x 900	4	High Density Fiber Board	80 kg UDL/ level	Light Grey
FB51436	1710 x 350 x 900				White Black Red L.Grey
FB51448LG	1710 x 350 x 1200				Light Grey Black
FB51430	1530 x 350 x 750				Beam Angle Post
FB571224BK	1450 x 300 x 600				100 kg UDL/ level

Remarks : FB51236LG and FB51448LG limited to light grey colour only.




TTF Standard Rack (FB51430)




Angle Post Upper Stopper

Sharp edges and pointed corners are protected.




Angle Post

Reinforced with "Curvy Rib" to increase loading capacity and rigidity.



Joint Bracket

Joint part of angle post to become individual rack.




Metal Shelf

Metal type decking, alternative for place with high humidity.



Beam

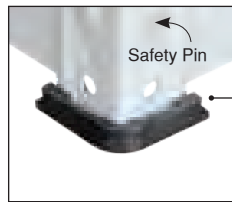
To provide ultimate strength and stability.



Safety Pin and Bottom Stopper

Safety Pin: Used for attaching beam to provide extra security for locking beam purpose.

Bottom Stopper: Protect floor from damaged.



With a loading capacity of 80kg uniformly distributive load (UDL), TTF **InStyle Rack** was designed as a light duty shelving system. Each shelf is finish with anti-rust epoxy powder coating.

Dimension: Height x Depth x Length x Shelve Levels x Decking Material

Model	ISR 661432
Dimension (mm)	1680 (H) x 350 (D) x 800 (L)
Shelve Level	4
Decking Material	Metal Shelve Plate
Loading Capacity	80 kg UDL / Level
Colour	<input type="checkbox"/> Black <input type="checkbox"/> White <input type="checkbox"/> Dark Grey






Convenient!

All come in one (1) carton box.




Angle Post (KP)

Reinforced with "Curvy Rib" to increase loading capacity and rigidity.




Center Support (KLS)

To support center of decking material and against longitudinal deflection.



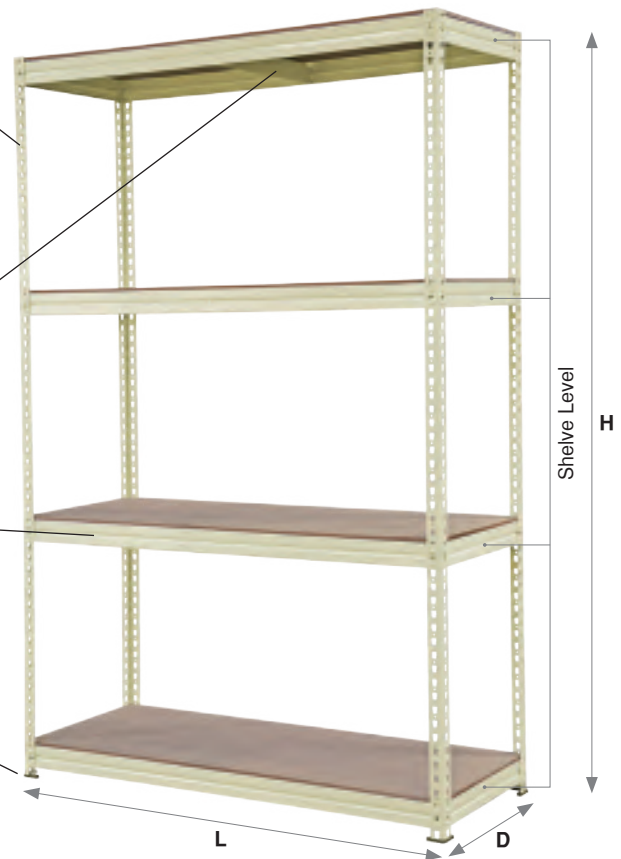
Beam (KHB)

To provide ultimate strength and stability.



AP Slim Stopper (APSS)

Prevent floor from scratching.



The **TTF Kaizen Rack** offers simple shelving applications for optimum cost efficient. Our **Kaizen Rack** have decking materials made of HDF board offering various shelving application.

Dimension: Height x Depth x Length x Shelve Levels x Decking Material

Height (mm)	1800	2100	2400		
Depth (mm)	300	400	450	500	600
Length (mm)	300	400	450	500	600
	900	1200			
Shelve Level	4	5	6	(Customize available)	
Decking Material	High Density Fiber Board				
Loading Capacity (kg)	Max load. 150 - 200 kg UDL / level				
Colour	Beige				






KAIZEN Metal Rack

Light Duty Racking Systems


Angle Post (KP)

Reinforced with "Curvy Rib" to increase loading capacity and rigidity.




Center Support (KLS)

To support center of decking material and against longitudinal deflection.




Metal Shelve Plate (MSP)

An another option of decking material.



Beam (KHB)

To provide ultimate strength and stability.



AP Slim Stopper (APSS)

Prevent floor from scratching.



With a loading capacity of 150kg - 200kg uniformly distributive load (UDL), **TTF Kaizen Metal Rack** was designed as a light duty shelving system. Each shelf is finish with anti-rust epoxy powder coating.

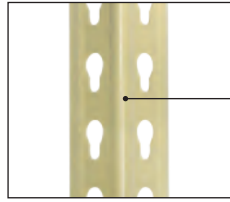
Dimension: Height x Depth x Length x Shelve Levels x Decking Material

Height (mm)	1800	2100	2400		
Depth (mm)	450	600			
Length (mm)	900	1200			
Shelve Level	4	5	6	(Customize available)	
Decking Material	Metal Shelve Plate				
Loading Capacity (kg)	Max load. 150 - 200 kg UDL / level				
Colour	Beige				




Angle Post (EP)

Reinforced with "Curvy Rib" to increase loading capacity and rigidity.




Center Support (ELS)

To support center of decking material and against longitudinal deflection.




EP Joint Bracket (EPJ)

Joint the Angle Post to extend racking height.



Beam (EHB)

To provide ultimate strength and stability.



AP Slim Stopper (APSS)

Prevent floor from scratching.



The **TTF Econ Rack** offers a various choice of sizes. Our **Econ Rack** have decking materials made of HDF Board offering various shelving application. It comes with imperial (In.) measurement.



Dimension: Height x Depth x Length x Shelve Level x Decking Material

Height (in.)	60	72	84	96						
Depth (in.)	12	16	18	24	30					
Length (in.)	12	16	18	24	30	36	48	60	72	96
Shelve Level	4	5	6	(Customize available)						
Decking Material	High Density Fiber Board									
Loading Capacity (kg)	200 kg UDL / level									
Colour	Beige									



Econ Rack with Metal Shelving Plate (MSP)





Econ Rack

Light Duty Racking Systems



MEDIUM DUTY RACKING SYSTEMS

pg. 41 - pg. 43

ideal for space

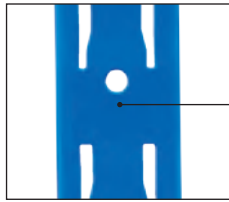


Ideal Longspan Shelving System

Medium Duty Racking Systems

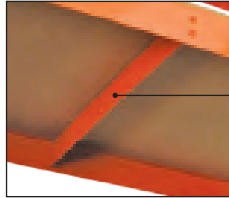
Post (IP)

Vertical component of rack which horizontal and diagonal brace are tighten with bolt and nut and beams are attached.




Center Support (ILS)

To support center of decking material and against longitudinal deflection.



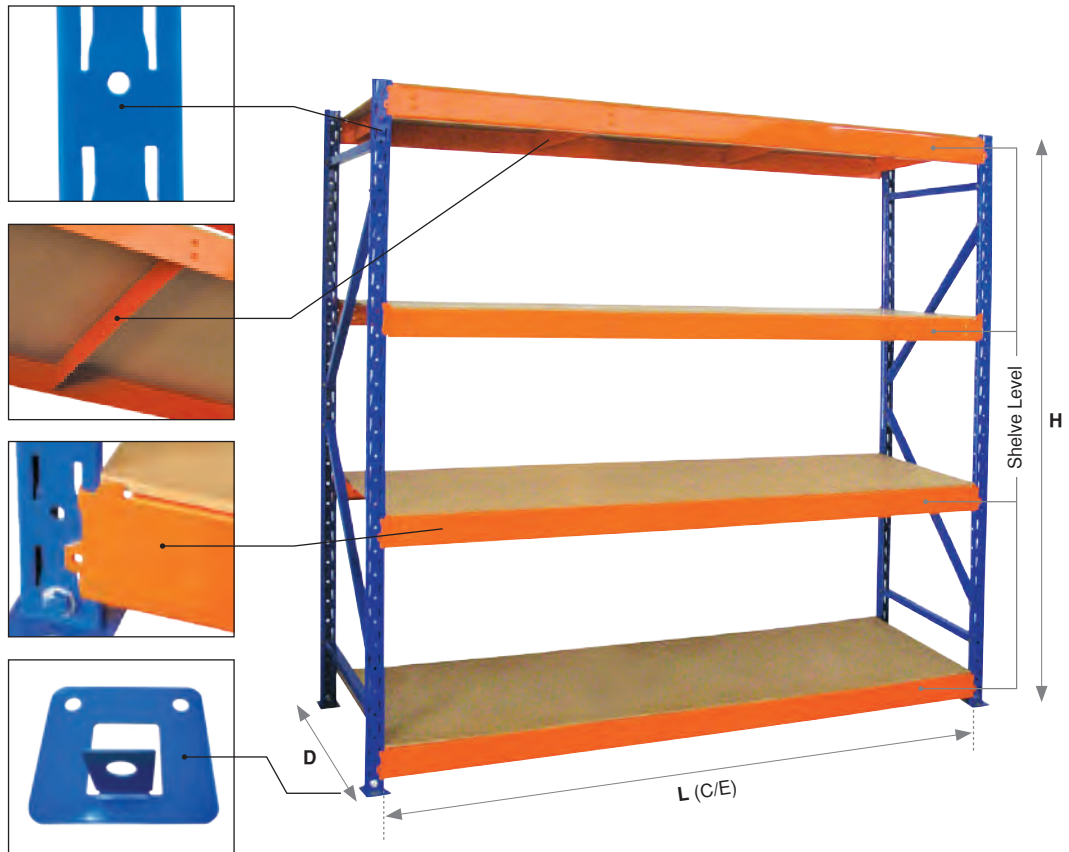

C-Beam (IHC)

To provide ultimate strength and stability.



Base Plate (IBP)

Standard base plate for racking post.



Dimension: Height x Depth x Length x Shelve Level x Decking Material

Height (mm)	1200	1500	1800	2100	2400	2700	3000	3300	3600	3900	4200	4500	4800	5100	5400	5700	6000
Depth (mm)	450	600	750	900	1200												
Length (mm)	1200	1500	1800	2100	2400												
Shelve Level	2	3	4	5	6	(Available customize)											
Decking Material	12 mm thickness HDF Board / Plywood / Metal Shelving Plate																
Loading Capacity (kg)	500 kg UDL / level																
Colour	Beam								Frame Set								

TTF Ideal Longspan Shelving is design for fast access and maximizing minimal storage capacity, the system is a versatile solution to a vast majority of businesses. From medium-sized to large loads and items, **TTF Ideal Longspan Shelving System** is purpose-built according to client requirements. Long lasting epoxy finish increases lifespan of durable rack system. With a UDL capacity of between 500 kg ~ 1000 kg, **TTF Ideal Longspan Shelving System** has option for an endless list of storage needs. The system is extremely reliable and offers a save, and sturdy storage environment.



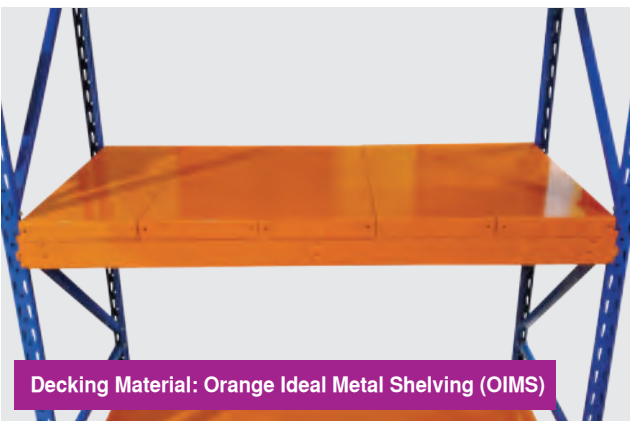
Scan the QR code for **Installation Video** in our facebook page.




Ideal Longspan Shelving Mezzanine Floor



Sliding Gate



Decking Material: Orange Ideal Metal Shelving (OIMS)





Ideal Longspan Shelving System

Medium Duty Racking Systems



HEAVY DUTY RACKING SYSTEMS

pg. 45 - pg. 85

ideal for space

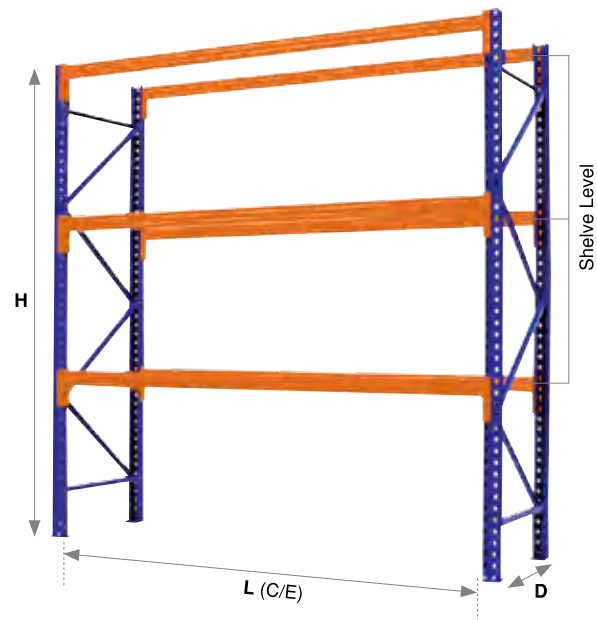




TTF Selective Pallet Racking System is constantly in demand by all warehousing facilities requiring palletized storage and handling. The system allows instantaneous access to store articles without incurring load crushing.

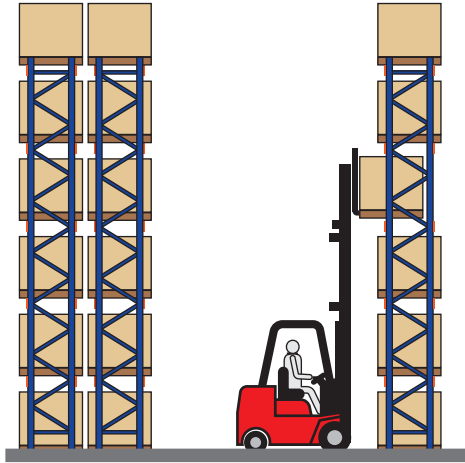
The **TTF Selective Pallet Racking System** offers an excellent stock rotation function and only uses 40% of warehouse floor space. With a maximum uniformly distributive load (UDL), the **TTF Selective Pallet Racking System** is able to withstand loads from 1000kg ~ 3000kg. Effective, economical and flexible, **TTF Selective Pallet Racking System** is the solution to increase warehouse productivity.

The **TTF Selective Pallet Racking System** can be setup in single and double-sided runs to suit all forklift and hand pallet trucks. Depending on aisle width and maximum load height, **TTF Selective Pallet Racking System** offers a low start-up solution. The **TTF Selective Pallet Racking System** is packed with features for maximum versatility. With features like drum stoppers and frame guards, the system meets strict safety requirements of today's modern warehouse.



Dimension: Height x Depth x Length x Shelve Level x Bay (W/O Plywood)

Height (mm)	900	1200	1500	1800	2100	2400	2700	3000	3300	3600	3900	4200	4500
	4800	5100	5400	5700	6000	6300	6600	6900	7200	7500			
Depth (mm)	450	600	750	900	1000	1200	1500						
Length (mm) C/E	900	1200	1350	1500	1800	2100	2400	2700	3000	3300	3600		
Shelve Level	2	3	4	5	6	(Available customize)							
Decking Material	Bay (Without Plywood)												
Loading Capacity (kg)	1000 kg - 3000 kg UDL / level												
Colour	Beam ■ ■ (optional)							■ Frame Set					






Selective Pallet Racking System

Heavy Duty Racking Systems



Galvanized Upright Post

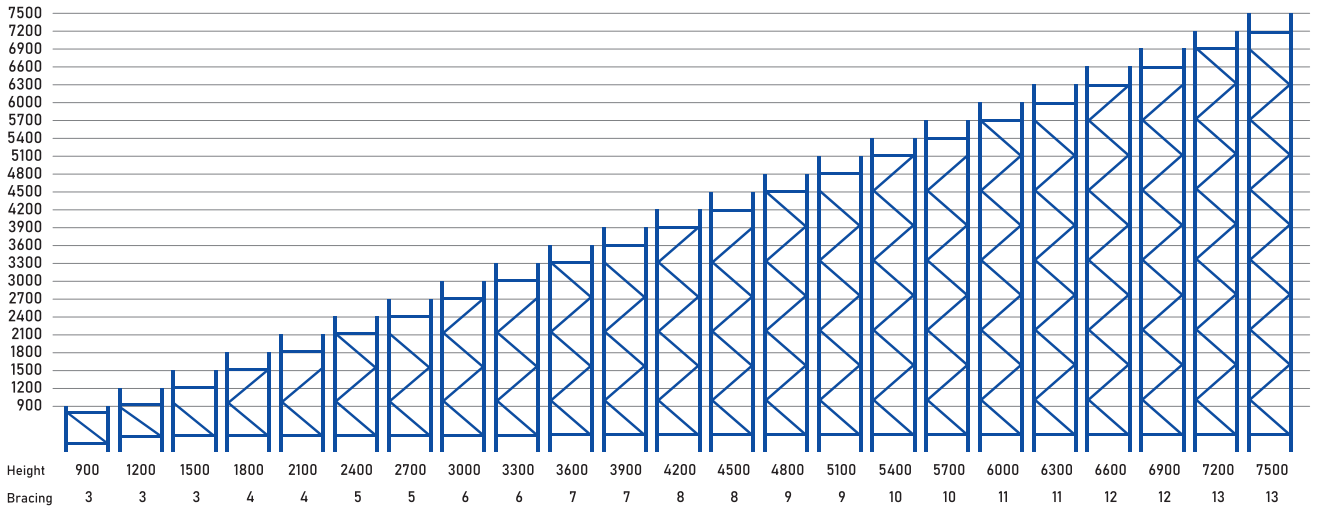


Selective Pallet Racking System

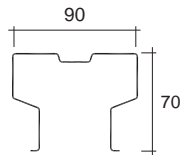
Heavy Duty Racking Systems



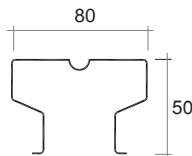
Heavy Duty Frame Set Height (mm)



Upright Post

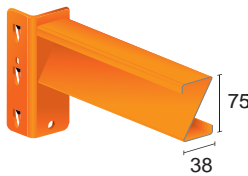


UP 90x70

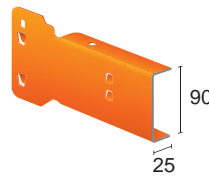


TP 80x50

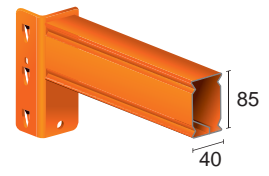
Box Beam Profile



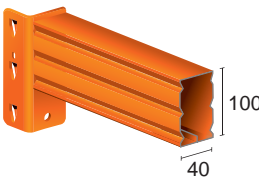
OUZB 38x75




OUCB 25x90




OUBB 40x85



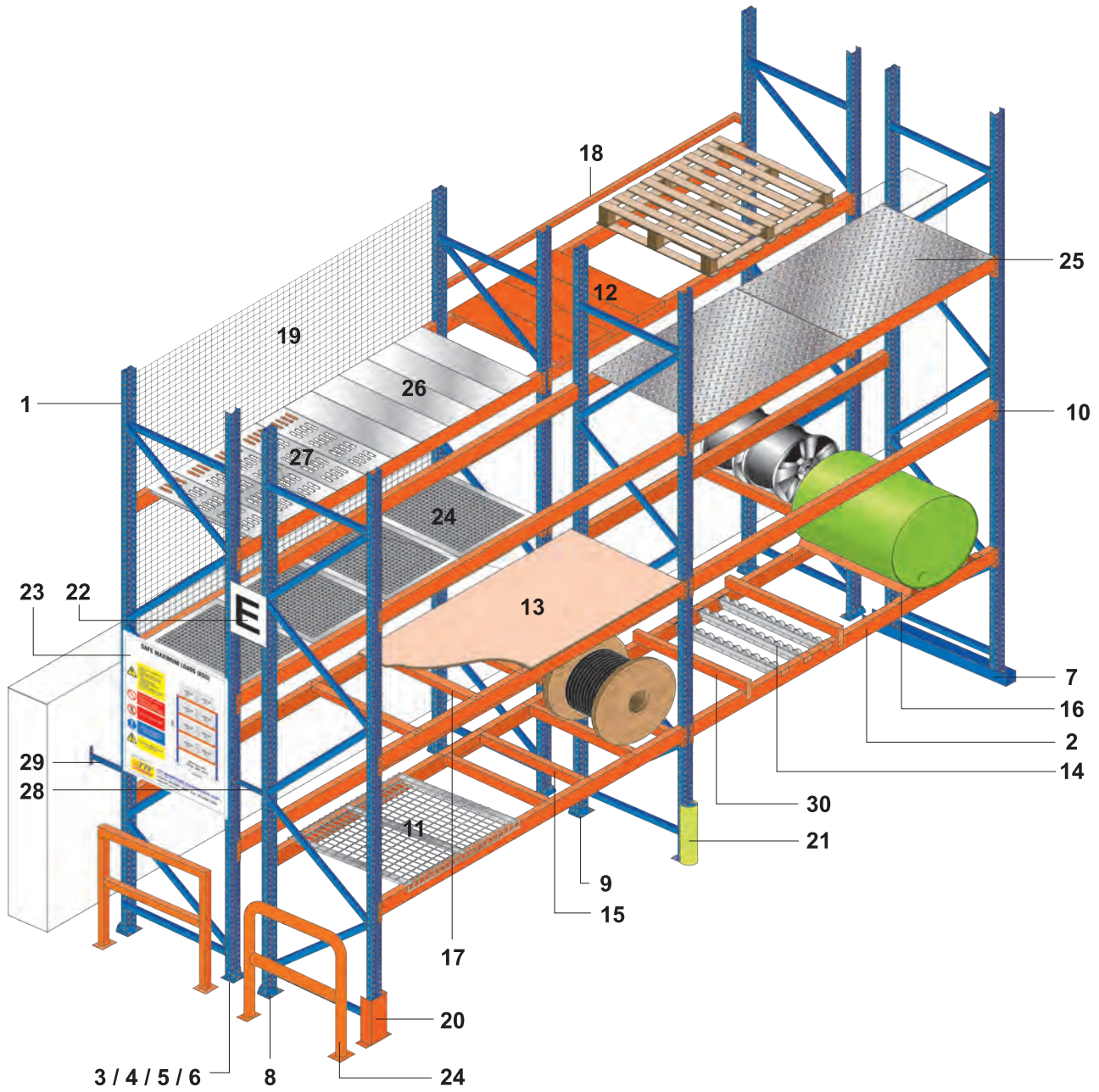
OUBB 40x100

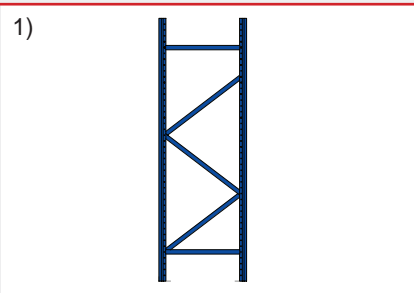


OUBB 40x125




OUBB 50x130






UP Frame Set



Box Beam




UBP Base Plate



TBP Base Plate



HBP Base Plate



CBP Base Plate



C-Channel Base Plate




Levelling Plate




PJ Anchor



Safety Pin




Mesh Decking



Heavy Duty Metal Shelf



HDF Board / Plywood / Cement Board



Placon Roller



Sport Rim Stopper

16)



Drum Stopper

17)



Heavy Duty Center Support

18)



Pallet Stopper

19)



Mesh Fencing

20)




Frame Guard

21)



Rack Armour

22)




Row Sign

23)



Safe Load Notice

24)



Steel Grating

25)



Chequer Plate

26)



Metal Floor Plain

27)



Perforated Metal Floor Plain

28)




Frame Joint

29)



Wall Joint

30)



Heavy Duty Divider

OSBP 900x1000x2P



OSBP 900x2300x3P



Standard Barrier Protector

Product code	Dimension H x L (mm)	SHS size (mm)	No. of Pole
OSBP 900x1000x2P	900 x 1000	50 x 50	2
OSBP 900x2300x3P	900 x 2300		3

OHBP 900x1000x2P - A

OHBP 900x2300x3P - A

OHBP 900x1000x2P - B

OHBP 900x2300x3P - B



Heavy Duty Barrier Protector

Product code	Type	Dimension H x L (mm)	Pipe Diameter (mm)	No. of Pole
OHBP 900x1000x2P	A B	900 x 1000	Ø75	2
OHBP 900x2300x3P	A B	900 x 2300		3

OHBP 600x1000x2P - A
OHBP 600x2300x2P - A



OHBP 600x1000x2P - B
OHBP 600x2300x2P - B




Barrier Protector

Product code	Type	Dimension H x L (mm)	Pipe Diameter (mm)	No. of Pole
OHBP 600x1000x2P	A B	600 x 1000	Ø75	2
OHBP 600x2300x2P	A B	600 x 2300		

ODBP 900x1000x2P



ODBP 900x2300x3P



Detachable Barrier Protector

Product code	Dimension H x L (mm)	Size of SHS (mm)	No. of Pole
ODBP 900x1000x2P	900 x 1000	100 x 100	2
ODBP 900x2300x3P	900 x 2300		3




Specifically constructed and designed for tough loads between 1000kg ~ 3000kg UDL, heavy capacity warehouses can now look towards our range of **Heavy Duty Shelving System**. Our own innovation, the box beam increase loading capacity of the **Heavy Duty Shelving System**, the versatility of the box beam bracket enables easy installation and dismantling according to customer application.



Dimension: Height x Depth x Length x Shelf Level x Decking Material

Height (mm)	900	1200	1500	1800	2100	2400	2700	3000	3300	3600	3900	4200	4500
Depth (mm)	4800	5100	5400	5700	6000	6300	6600	6900	7200	7500			
Length (mm) C/E	450	600	750	900	1000	1200	1500						
Shelf Level	900	1200	1350	1500	1800	2100	2400	2700	3000	3300	3600		
Shelf Level	2	3	4	5	6	(Available customize)							
Decking Material	12mm High Density Fiber Board / Plywood / Metal Shelve												
Loading Capacity (kg)	1000 kg - 3000 kg UDL / level												
Colour	Beam ■ ■ (optional)							Frame Set ■					



Twin-bay Racking System

Heavy Duty Racking Systems



TTF Twin-bay Racking System was conceptualized as a cost saving system. With the application of our unique bracing system, the **Twin-bay Racking System** offers double the storage capacity and warehouse storage efficiency. The **Twin-bay Racking System** is made to withstand loads between 1000 kg ~ 3000 kg UDL.



Multi-tier Twin-bay C/W Top Flooring

Twin-bay Racking System


Heavy Duty Racking Systems





Narrow Aisle Racking System


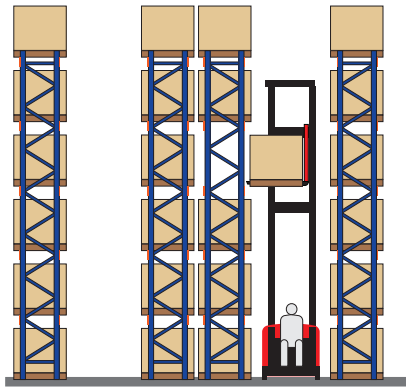
Heavy Duty Racking Systems



TTF Narrow Aisle Racking System provides high density storage while still allow individual access to all pallets. It's serve by special designed handling equipment: combination order pickers and turret truck or stacker cranes. It's needed to manoeuvre in the narrow aisle between the racks and aisle are marginally wider that the special truck, thus it guided along the aisle and do not turn to retrieve or deposit a pallet. The mast or fork head rotates to left or right as required. These system come into their own where only a limited floor space but store a large volume of stock and pallet.



Combination Order Picker & Turret Truck





Double Deep Racking System

Heavy Duty Racking Systems

Due to high-emphasis on safety required throughout racking systems, TTF have developed the **Double Deep Racking System**. TTF **Double Deep Racking System** was designed to store 2 pallets deep or 4 pallets deep in a double entry rack to suit most warehousing conditions. With a floor utilization capacity of 60%, this system offers optional storage accessories for awkward and non-standard loads. It gives 50% immediate accessibility and an average stock rotation performance.

Scan the QR code for **Product Video** in our facebook page.

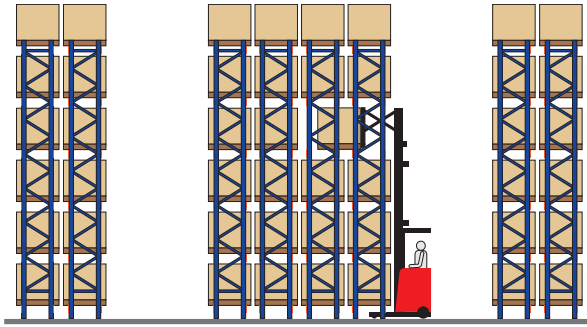


English



Chinese





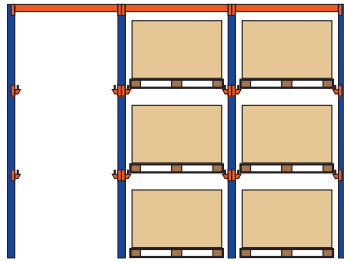
Galvanized Upright Post

Drive-in Racking System

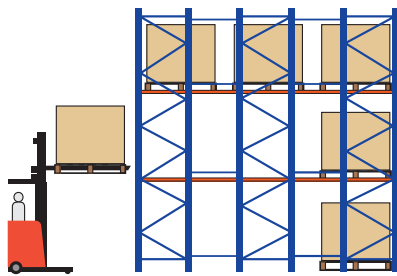
Heavy Duty Racking Systems



TTF Drive-in Racking System allows long term storage of same size goods. The design allows forklift trucks to be driven right into the centre of the block between any uprights on the front face for pallet retrieval. This is made possible because the design does not need cross beams that will block entry. The pallets are supported on the front to back edges by continuous rails cantilevered from the upright at each pallet level. Stock rotation is poor with a floor utilization capacity of 65%. Again, **TTF** versatility in fabricating rack systems according to customer required specifications make the **Drive-in Racking System** a formidable business solution. All safety aspects and product load specifications are formulated by 3D CAD software to suit customer's need.



FRONT VIEW



SIDE VIEW





Heavy Duty Shelving C/W Mezzanine Floor

Heavy Duty Racking Systems



TTF innovative **Heavy Duty Shelving C/W Mezzanine Floor** is a 2-in-1 solution in today's world where space is a premium. Perfect for commercial or industrial locations, the design optimizes vertical space and offers instant access to stock handling. The system is a rack supported structure with versatile multi-tier application. The mezzanine floor system gives industry leaders an option to add an additional floor for staff upgrade and storage needs.



Heavy Duty Shelving C/W Mezzanine Floor

Heavy Duty Racking Systems




Multi-tier C/W Top Flooring



Mesh Fencing





Perforated Metal Floor Plain




Heavy Duty Shelving C/W Mezzanine Floor

Heavy Duty Racking Systems





Decking Material



HDF Board / Plywood




Cement Board




Metal Floor Plain



Perforated Metal Floor Plain



Steel Grating



Chequered Plate

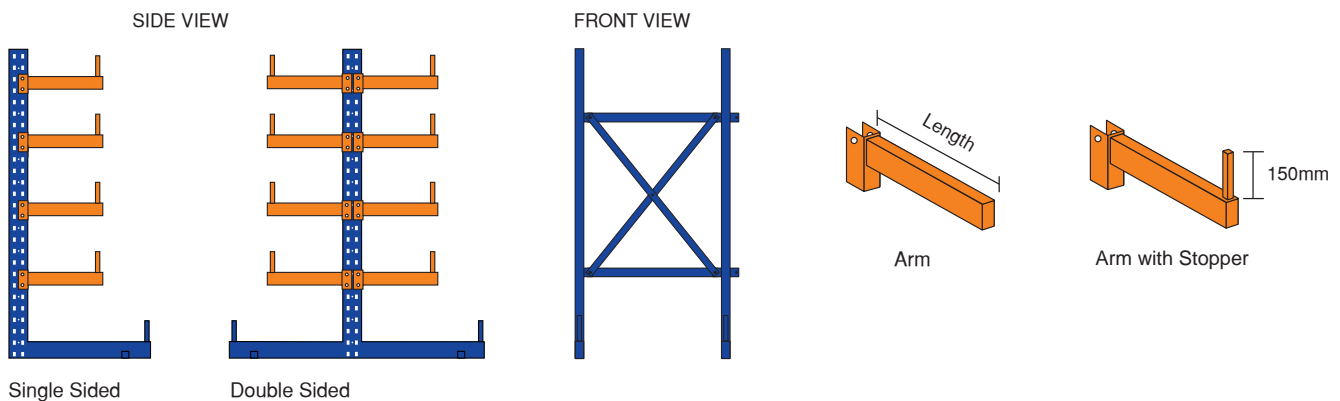


Dimension: Height x Width x Arm Length x Level

Height (mm)	1800	2100	2400	2700	3000	3300	3600
Depth (mm)	700	800	950	1000	1100	1200	
Length (mm)	600	750	900	1200			
Loading Capacity (kg)	100 kg - 500 kg UDL / level						
Colour	Bracing			Arm			

Remarks: medium duty specifications

This system allows storage of long-length stock and is perfect for outdoor or indoor of goods facilities and work sites. **TTF Cantilever** accommodates the need for quick and easy height and width positioning of goods. A flexible solution for both double-sided and wall access applications, the system is an economical solution for storing long bars, wood, tubes, pipes and etc. Permanent stopper on storage arms ensure easy loading and safe goods storage. The cantilever arms can be placed at suitable levels for maximum utilization of vertical space.





Heavy Duty Cantilever C/W Top Flooring



Heavy Duty Cantilever Mezzanine



Medium Duty Single Sided Cantilever (100kg - 500kg)



Cantilever C/W Metal Shelving Plate with Divider



Universal Beam Heavy Duty Single Sided Cantilever (1000kg above)



TTF Racking System Mezzanine Floor was designed with simplicity and efficiency in mind. The Racking System Mezzanine Floor is made-up of SHS column and box beam type primary beam for life time safety and peace of mind. The system is ideal for maximum space usage to increase company profitability. Easily installed and dismantled without the need for on-site welding.







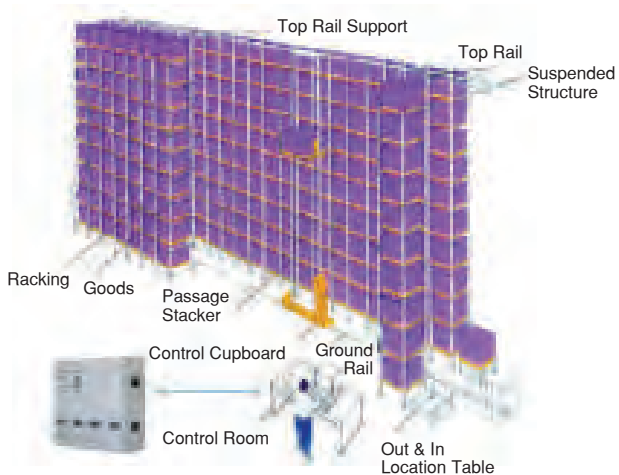

TTF Truss System Mezzanine Floor was designed with simplicity and efficiency in mind. The Truss System Mezzanine Floor is made-up of SHS column and Truss type support beam for life time safety and peace of mind. The system is ideal for maximum space usage to increase company profitability. Easily installed and dismantled without the need for on-site welding.








TTF AS/RS System consists of assembly racking and welding racking. Complimented by passage stackers, conveyor system and computer control system, it guarantees the fullest space utilization, handling mechanization and storage management modernization.



Custom Design System



Planning Stage

Custom design for warehouse layout and spacing optimization blueprint by site visits and technical discussions.

Designing Stage

ASRS components technical selection by engineers in engineering division to meet customer requirements.

Manufacturing Stage

Manufacturing of selected components according to configured mode and design drawings.

Installation Stage

Assemble, install & debug of mechanical structure and electrical control system at customer site.

After Sales Stage

Technical support / services at site and remote online maintenance by professional engineers at your requests.

Design Highlights



Racking System

- Optimized sectional design
- High quality steel material
- Pitch adjustable 75mm upright
- Strengthen by bolts & nuts
- High intensity & good stability
- Epoxy powder coated surface



Stacker System

- Operation control mode - Computer monitoring & controlling system
- Operator schema - Online auto / Manual / Maintenance mode
- Auto address mode - Laser / Rolling / Barcode addressing / Communication mode - Infrared / Wireless



Stacker Crane

- Single / Double mast structure
- Stable & reliable operation
- Vector frequency driver
- Encoder position controlling
- Real time tracing of pallets
- Touch screen easy operation



Conveyor System

- Roller conveyor
- Chain conveyor
- Lift & transfer conveyor
- Palletizing conveyor
- Depalletizing conveyor
- AVG lane conveyor
- Shuttle lane conveyor

ASRS Concept Structure

- Beams/ Bracket type racking with high steel quality for whole assembly structure.
- Steel pallet to load goods with strong loading capacity and better rigidity.
- Main components of racking being manufactured in high precision production.
- Installation done by certified engineers and technicians at site.

ASRS Benefit Highlights

- ✓ High storage density degree vs space.
- ✓ Increased variety of goods stored.
- ✓ Micro warehouse cells stock check.
- ✓ Maximum store space utilization.
- ✓ High rise warehouse structure.
- ✓ Minimum land space utilization.
- ✓ High automatic operational speed.
- ✓ Minimum manual stock handling tasks.
- ✓ Minimum stock damages and losses.
- ✓ Application for Industry 4.0 implementation.
- ✓ Interface syncing with mainframe ERP / SAP.
- ✓ Auto database logs and ISO reporting formats.
- ✓ Real time inventory management.
- ✓ Increased inventory stock accuracy.
- ✓ Increased warehouse overall efficiency.
- ✓ Short ROI period of approximately 2 to 3 years.
- ✓ High rate of increased operation efficiency.
- ✓ Skilled workers development via technology.





Scan the QR code for **Product Video** in our facebook page.



Automated Storage & Retrieval System (ASRS)

Heavy Duty Racking Systems








Steel Platform

Heavy Duty Racking Systems



With an extremely popular trend of utilizing critical space by architects and builders, **TTF Steel Platform** provides the missing link to space-saving puzzles. Extremely strong and meeting all building safety requirements, the Steel Platform is a popular choice for many applications in permanent warehousing, medium scale factories and even amusement park application. Our **Steel Platform** design is built with a solid universal beam that is longer, requiring less column supports. Top flooring can be made of plywood or mild steel plate.







Steel Platform


Heavy Duty Racking Systems



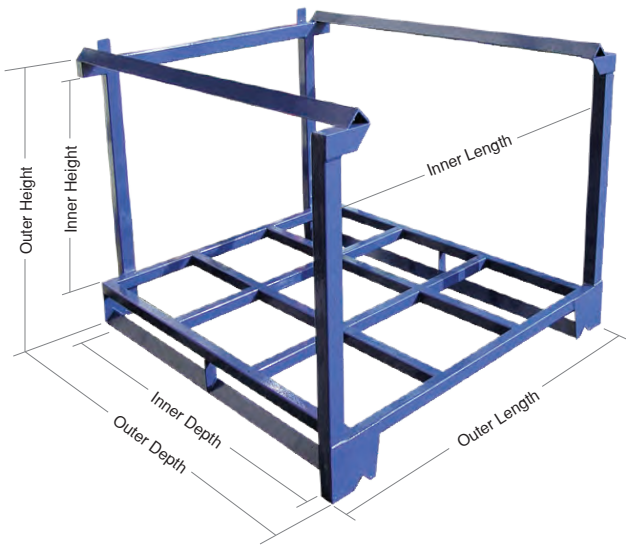
STORAGE BOXES & PALLET CONTAINERS

pg. 87 - pg. 97

ideal for space



TTF Pallet Cages is specially designed to withstand the load of medium weight loading items.



Loading capacity: 1000kg / 1500kg



**Detachable Pallet Cages
Loading capacity: 1000kg**

Product Code	Dimension Inner H x D x L (mm)	Dimension Outer H x D x L (mm)	Post	Base	Guide Rail	Front Plate	Finishing	Loading Capacity (kgs)	Colour & Decking Material	Stackable
PC 1	1400 x 1050 x 1250	1640 x 1100 x 1350	1.9mm thickness x 50x50mm SHS	1.6mm thickness x 38x38mm SHS or 1.6mm thickness x 50x50mm SHS	4mm thickness x 50x50mm Angle Bar	3mm thickness MSP	Glossy Paint	1000 or 1500	Available Customise	Max. 3
PC 2	1800 x 1050 x 1250	2040 x 1100 x 1350								
PC 3	1400 x 1200 x 1200	1640 x 1250 x 1300								
PC 4	1800 x 1200 x 1200	2040 x 1250 x 1300								
PC 5	1400 x 1300 x 1300	1640 x 1350 x 1400								
PC 6	1800 x 1300 x 1300	2040 x 1350 x 1400								
PC 7	1000 x 1150 x 1250	1240 x 1200 x 1350								
PC 8	1200 x 1150 x 1250	1440 x 1200 x 1350								
PC 9	1000 x 1150 x 1350	1240 x 1200 x 1450								
PC 10	1200 x 1150 x 1350	1440 x 1200 x 1450								
PC 11	1000 x 1150 x 1450	1240 x 1200 x 1550								
PC 12	1200 x 1150 x 1450	1440 x 1200 x 1550								

Special size available on request.






Special made - design for stack 4 pallet cages



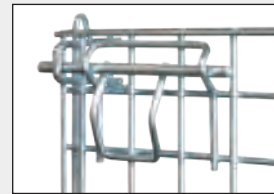


Iron Man Pallet Mesh is handy, convenient, cost efficient in the sense that they are portable, durable, collapsible, stackable, prevent costly product being easily damaged associated with bulk stacking and provide product identification with increase stock control efficiency. In addition, it also provide us better space utilization and promote better material flow cum handling.

Code	PM 3	PM 5	PM 7	PM 9
Height (mm)	650	840	900	1000
Width (mm)	600	805	1000	1200
Length (mm)	805	1000	1200	1400
Loading capacity (kg)	800	1200	1500	1000
Number of layer	4			
Pitch (mm)	50			
Wire diameter (mm)	6.0			
Legs height (mm)	100			
Volume M ³	0.22	0.52	0.84	1.36



Product Features




Rectangle ear lock



3mm thickness metal clamp




Emboss logo on leg



Reinforce steel wired in u-channel beam enhance stability.



Edge folded metal plate



Nestable



Accessories

Pallet Mesh Top Cover



Fitting of heavy duty castor wheel

Stackable

Code	PMTC 3	PMTC 5	PMTC 7	PMTC 9
Width (mm)	610	805	1010	1210
Length (mm)	805	1005	1205	1405

TTF Multi Tool Box are the ideal way to store small fiddly components in a neat orderly manner, the **Multi Tool Box** can be fitted by attachment plastic pin to stocked on top of one another, available in 6 sizes for different application.



Colours:

- Black
- Yellow
- Red
- Blue
- Green

Material made:
Polypropylene
Comopolymer



Code	MTB 1188
Size (mm)	60H x 92W x 130L



Code	MTB 1288
Size (mm)	82H x 120W x 180L



Code	MTB 1588
Size (mm)	120H x 150W x 250L



Code	MTB 1600
Size (mm)	135H x 200W x 300L



Code	MTB 1688
Size (mm)	140H x 245W x 355L



Code	MTB 1988
Size (mm)	175H x 295W x 480L

Colours:

- Black
- Yellow
- Red

Material made:
Polypropylene
Homopolymer
(SM6331) &
Impact Copolymer
(EPC40R)




Code	MTBK 1200
Size (mm)	85H x 123W x 180L



Code	MTBK 1500
Size (mm)	125H x 158W x 260L



Trolley Boltless Rack + Multi Tool Box



TTF Multi Box is perfect for loose items like screws, pins and etc. Its is available in 4 sizes for easy organization of small parts.

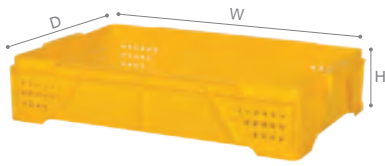
Product Code	SD 1	DD 2	D 4
Drawer Size H x W x L (mm)	80 x 139 x 144	39 x 138 x 138	39 x 68 x 138
Overall Box Size H x W x L (mm)	89 x 145 x 150		
Colours	Black		
Material	ABS & PS		

Storage Carton Box



It is understandable that particularly in a company, amount of files could be massive and if without proper arrangement and storage, it will be kind a troublesome when there's a need to find back certain files. Hence, **TTF Storage Carton Box** with 2 sizes best cater and resolve such problem as the files are stored neatly in different boxes based on types of documents. In other words, it helps in 'segregating' and 'categorizing' files for easier storing and taking of files needed. With this, the working productivity could possibly achieved with minimal time wastage.

Product Code	SCB 2932	SCB 3333
H x W x L (mm)	310 x 330 x 410	310 x 360 x 465
Loading Capacity (kg)	12	15
Arch File Size (mm)	Arch File Quantity	
70 x 280 x 290	5pcs	6pcs
70 x 280 x 350	4pcs	6pcs




PB1001 YW

Size : 125H x 610W x 410D (mm)
 Colour : Yellow



PB1001 LG

Size : 125H x 610W x 410D (mm)
 Colour : Light Grey



(Stackable Food Grade Tray)

PB1002 YW

Size : 80H x 525W x 400D (mm)
 Colour : Yellow



(Stackable Food Grade Tray)

PB1003 YW

Size : 95H x 525W x 400D (mm)
 Colour : Yellow




(Industrial Stackable Tray Lid)

PB1006 LG

Size : 30H x 900W x 344D (mm)
 Colour : Light Grey

* For PB1007LG & PB1007YW use.



PB1006 YW

Size : 30H x 900W x 344D (mm)
 Colour : Yellow

* For PB1007LG & PB1007YW use.



(Stackable Food Grade Tray)



PB1007 LG

Size : 124H x 890W x 320D (mm)
 Colour : Light Grey




PB1007 YW

Size : 124H x 890W x 320D (mm)
 Colour : Yellow

PB1004 YW

(Stackable Food Grade Tray)
 Size : 150H x 525W x 400D (mm)
 Colour : Yellow



(Stackable Food Grade Tray Lid)

PB1005

(Stackable Food Grade Tray Lid)
 Size : 30H x 520W x 395D (mm)
 Colour : Translucent

* For PB1002YW, PB1003YW & PB1004YW use.



TPM1121 YW

(Cake Tray 95mm)
 Size : 100H x 265W x 400L (mm)
 Colour : Yellow



TPM1122 YW

(Cake Tray 75mm)
 Size : 80H x 265W x 400L (mm)
 Colour : Yellow



TPM1123 YW


(Cake Tray 115mm)
 Size : 120H x 400W x 530L (mm)
 Colour : Yellow

Material made : Polypropylene



TPM1124 YW

(Cake Tray 150mm)
 Size : 153H x 400W x 530L (mm)
 Colour : Yellow



TPM1125 RD

(Bun Tray)
 Size : 140H x 542W x 638L (mm)
 Colour : Red



TPM1126 YW

(Cake Tray 95mm)

Size : 95H x 365W x 495L (mm)

Colour :  Yellow



TPM1127 YW

(Cake Tray 75mm)

Size : 75H x 365W x 495L (mm)

Colour :  Yellow




TPM1128 YW

(Cake Tray 55mm)

Size : 55H x 365W x 495L (mm)

Colour :  Yellow



TPM1129 YW

(Cake Tray Cover)

Size : 21H x 400W x 530L (mm)

Colour :  Yellow



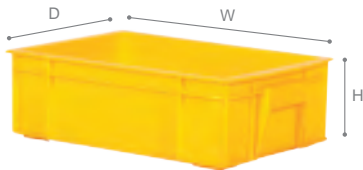
TPM1120 YW

(Cake Tray Cover)

Size : 30H x 265W x 400L (mm)

Colour :  Yellow

Industrial Container



PB1016 YW

Size : 115H x 370W x 250D (mm)

Colour :  Yellow



PB1016 BK

Size : 115H x 370W x 250D (mm)

Colour :  Black



PB1018 YW

Size : 215H x 570W x 360D (mm)

Colour :  Yellow



PB1017 BK

Size : 190H x 490W x 350D (mm)

Colour :  Black



PB1017 YW

Size : 190H x 490W x 350D (mm)

Colour :  Yellow



PB1018 BK

Size : 215H x 570W x 360D (mm)

Colour :  Black



PB1019 YW

Size : 360H x 630W x 435D (mm)

Colour :  Yellow

Material made : Polypropylene



PB1019 LG

Size : 360H x 630W x 435D (mm)

Colour :  Light Grey




PB1020 YW

Size : 320H x 620W x 430D (mm)

Colour :  Yellow




PB1020LG

Size : 320H x 620W x 430D (mm)
 Colour :  Light Grey




PB1021YW

Size : 145H x 355W x 245D (mm)
 Colour :  Yellow




PB1021BK

Size : 145H x 355W x 245D (mm)
 Colour :  Black




PB1022YW


Size : 180H x 490W x 360D (mm)
 Colour :  Yellow




PB1022BK

Size : 180H x 490W x 360D (mm)
 Colour :  Black

Industrial Basket




PB1008BK

Size : 390H x 780W x 540D (mm)
 Colour :  Black




PB1009BK

Size : 170H x 435W x 325D (mm)
 Colour :  Black




PB1010BK

Size : 330H x 585W x 365D (mm)
 Colour :  Black




PB1010YW

Size : 330H x 585W x 365D (mm)
 Colour :  Yellow




PB1010LG

Size : 330H x 585W x 365D (mm)
 Colour :  Light Grey




PB1011LG

Size : 360H x 610W x 430D (mm)
 Colour :  Light Grey




PB1012BK

Size : 415H x 690W x 485D (mm)
 Colour :  Black




PB1012LG

Size : 415H x 690W x 485D (mm)
 Colour :  Light Grey




PB1013BK

Size : 410H x 780W x 555D (mm)
 Colour :  Black




PB1014BK

Size : 600H x 900W x 650D (mm)
 Colour :  Black




PB1015LG

Size : 315H x 575W x 400D (mm)
 Colour :  Light Grey




PB1015YW

Size : 315H x 575W x 400D (mm)
 Colour :  Yellow





PB1023BK

Size : 240H x 410W x 310D (mm)
 Colour :  Black




PB1023LG

Size : 240H x 410W x 310D (mm)
 Colour :  Light Grey




PB1024BK

Size : 296H x 522W x 363D (mm)
 Colour :  Black




PB1024LG

Size : 296H x 522W x 363D (mm)
 Colour :  Light Grey



E1840BK

Size : 420H x 700W x 490D (mm)
 Colour :  Black

Material made : Polypropylene

RETAIL DISPLAY & EQUIPMENTS

pg. 99 - pg. 124

ideal for space





Island Gondola



Wall Gondola




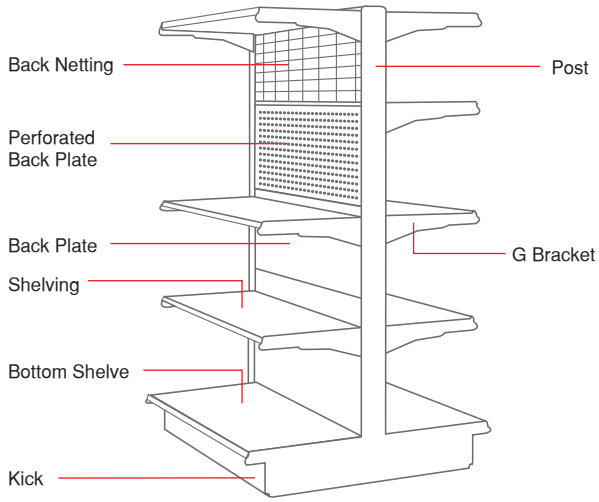
End Gondola



(White Colour)

TTF has embarked on producing extremely functional gondolas for display of fast-moving consumer goods (FMCG). Made of durable metal plates, can function with the addition of TTF designed gondola basket to suit the needs of supermarket facilities.

Height (ft)	4	5	6	7	8
Depth (In)	14 (Shelving) , 16 (Bottom Shelve)				
Length (ft)	3 , 4				
Back Cover	Metal Plate / Metal Perforated / Netting				
Decking Material	Metal Plate				
Loading Capacity (kg)	60 kg (3' , 4' Shelving)				
Colour	<input type="checkbox"/> White , <input type="checkbox"/> Black				





Gondola Shelving System

Retail Display & Equipments





Mini Gondola Shelving System

Retail Display & Equipments



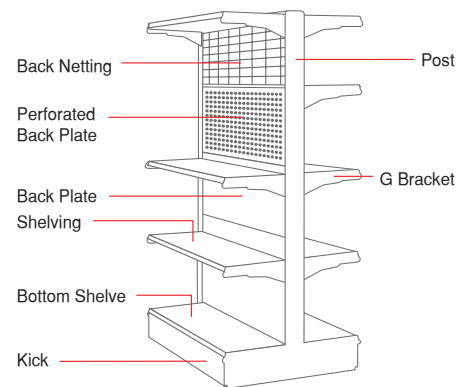
Mini Wall Gondola



Mini Island Gondola



Mini End Gondola



TTF has embarked on producing extremely functional gondolas for display of fast-moving consumer goods (FMCG). Made of durable metal plates, can function with the addition of **TTF** designed gondola basket to suit the needs of supermarket facilities.

Height (ft)	4	5	6	7	8
Depth (In)	10 (Shelving) , 10 (Bottom Shelve)				
Length (ft)	2 , 3 , 4				
Back Cover	Metal Plate / Metal Perforated / Netting				
Decking Material	Metal Plate				
Loading Capacity (kg)	60 kg (3' , 4' Shelving)				
Colour	□ White , ■ Black				




Mini Gondola Shelving System

Retail Display & Equipments





Fixtures & Accessories



Light Box Header 900

LBH900WH • 145H x 350D x 900L (mm) • White

Light Box Header 1200

LBH1200WH • 145H x 350D x 1200L (mm) • White

Single Book Shelf 900

BS900x1WH • 225H x 130D x 900L (mm) • White

Single Book Shelf 1200

BS1200x1WH • 225H x 130D x 1200L (mm) • White

Double Book Shelf 900

BS900x2WH • 320H x 205D x 900L (mm) • White

Double Book Shelf 1200

BS1200x2WH • 320H x 205D x 1200L mm • White

Triple Book Shelf 900

BS900x3WH • 410H x 275D x 900L (mm) • White

Triple Book Shelf 1200

BS1200x3WH • 410H x 275D x 1200L (mm) • White




Perforated Back Plate



Gondola Side Mesh with Bracket

GSM • 1100H x 130D x 460L (mm) • White



Gondola Basket

GB3 • 345D x 911L (mm) • White • Black
GB4 • 345D x 1211L (mm) • White • Black




Gondola Basket

GB3A • 345D x 911L (mm) • Black • White
GB4A • 345D x 1211L (mm) • Black • White



Mini Gondola Basket

MGB3 • 260D x 900L (mm) • Black • White
MGB4 • 260D x 1200L (mm) • Black • White



Chrome Bar Bracket

CHLB • Chrome Left Bar Bracket
CHRB • Chrome Right Bar Bracket



Chrome Bar

CHB 600 • 10H x 25D x 600L (mm)
CHB 900 • 10H x 25D x 900L (mm)
CHB 1200 • 10H x 25D x 1200L (mm)




Chrome Bar Bracket - AA

CHLB-AA • Chrome Left Bracket (L)
CHRB-AA • Chrome Right Bracket (R)



Chrome Bar Bracket with Screw

CHLB-AAS • Chrome Left Bar Bracket with Screw (L)
CHRB-AAS • Chrome Left Bar Bracket with Screw (R)



Chrome Single Bar Hook

CHSH • Length (In.) 6", 8", 10", 12"




Chrome Double Bar Hook

CHDH • Length (In.) 6", 8", 10", 12"



Chrome Pry Hook

CHPH • Length (In.) 4", 6", 8", 10", 12"




Chrome Pry Double Hook

CHPDH • Length (In.) 6", 8", 10", 12"




PVC Ticket Holder

TH60 • 39H x 60L (mm)



PVC Price Tag Label Holder

TH80H • 60H x 80L (mm)
TH100H • 60H x 100L (mm)



Wire Divider

WD3 • 50H x 890L (mm)
WD4 • 50H x 1190L (mm)



Plastic Divider

PD2 • 50H x 598L (mm)
PD3 • 50H x 895L (mm)
PD4 • 50H x 1195L (mm)



Data Strip

DTS2 • 42H x 598L (mm)
DTS3 • 42H x 895L (mm)
DTS4 • 42H x 1195L (mm)



Display Hook Lock

DHL5WH • Inner Diameter 5 (mm) • White
DHL5RD • Inner Diameter 5 (mm) • Red
DHL6WH • Inner Diameter 6 (mm) • White
DHL6RD • Inner Diameter 6 (mm) • Red



Display Hook Magnetic Key

DHMK



A5 Table Poster Sign Holder

A5S • Frame Size 210 x 148,5 (mm) • Adjustable Height 300 - 600 (mm) • White Frame



A4 Table Poster Sign Holder

A4S • Frame Size 210 x 297 (mm) • Adjustable Height 300 - 600 (mm) • White Frame



A3 Table Poster Sign Holder

A3S • Frame Size 297 x 420 (mm) • Adjustable Height 300 - 600 (mm) • White Frame



A4 Basket Sign

A4BS • Frame Size 210 x 297 (mm) • Pole Length Extendable from 300 - 500mm • Aluminium + Spring material • White Frame



Sign Card Display Clip Holder

CP01C • 110H (mm)
CP02C • 160H (mm)



Table PVC Sign Card Display Clip Holder

CP03T • 100H (mm)
CP04T • 150H (mm)



Table Metal Sign Card Display Clip Holder
CP05T • Adjustable Height 370 - 600 (mm)



Magnetic Price Tag Holder
CP06M • 45H x 70W (mm)



Magnetic Poster Display Clip L-Holder
CP07M • Adjustable Height 375 - 645 (mm)




Table Poster Display T-Holder
CP08T • Adjustable Height 470 - 740 (mm)



Magnetic Poster Display Clip T-Holder
CP09M • Adjustable Height 220 - 820 (mm)



Poster Display Clip T-Holder
CP10C • Adjustable Height 220 - 860 (mm)



Sign Card C/W Display Clip
CP11C • Height 150 (mm) • Yellow • Red • White • Black



Sign Card Display Clip Holder
CP12C • Height 180 (mm) • Yellow • Red • White • Black



L-Type Floor Stand Poster Display
LS • Adjustable Height 1346 - 2489 (mm)



Vege Basket
B1523 • 200H x 590W x 380D (mm) • Green



Stretch Film (Grade A)
SF (Regular) • 500H (mm) • 2.4kgs
MSF (Mini) • 100H (mm) • 330g



Wire Rod Data Holder
DTF3 WR • Length 870 (mm) • White
DTF4 WR • Length 1180 (mm) • White



Vege Rack with 6 Basket
VR6B • 2090H x 830D x 1220L (mm)
 • Remarks: Included 6pcs green basket + 4 pcs swivel castor c/w 75 mm PP wheel



Square Tower Stand
STS • 1200H x 350D x 350W (mm) • 5 Layer • Black



PVC Promotion Counter
PPTC
 Graphic size (mm)
 Header 290H x 795W
 Front panel 800H x 810W
 Side panel 800H x 390W
 Back panel 800H x 100W




Aluminium Zig Zag Brochure Stand
ZBS • Height: 1530 (mm) • (6 Display in A4 size)



Eco Bunting Stand
EBS • Height 7'



Poster Stand
PS • Silver & Black



Tripod Bunting Stand
TBS • Height 7' (Adjustable)



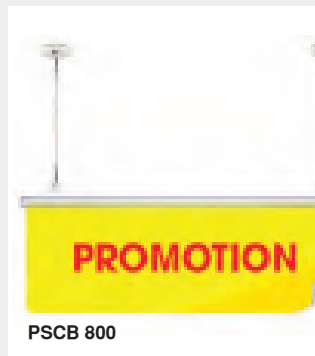
1.5m Pine Wood Easel Stand
EWES 1.5 • H1500 x D710 x L580 (mm) Adjustable 485 - 945 (mm)



Adjustable Height Double Sided Poster Stand
ADPS 02
 Quick & easy to assemble
 Adjustable height up to 2 meter
 It can use as poster board display & menu board. It can be use as a mini backdrop



Adjustable Rotating Poster Stand
ARPS 03 • Silver & Black
 • 360 degree free rotation adjustment • Adjustable height approximate 1270 - 1510 (mm)
 • Base size 280 x 280 (mm)



PVC snap clip bar 800mm with hanging chain
PSCB 800
 • Length 800 (mm) • Translucence



Steel Hanging Chain 250mm
SHC 250
 • Length 250 (mm)
Lift Stick 30mm
LS 30
 • Diameter Ø30 (mm)



150 litre



125 litre



100 litre



20 litre

Product Code	ST150YW	ST125YW	ST100YW	ST20YW
Capacity (litre)	150	125	100	20
Size HxWxL (mm)	1020 x 560 x 970	1010 x 560 x 920	985 x 490 x 825	620 x 300 x 480
Colour	Yellow			



Product Code	SH125A
Capacity (litre)	125
Size HxWxL (mm)	1020 x 560 x 890
Colour	Red



Shopping Basket with Roller

- RB02DG** • 395H x 400W x 580L (mm) • 45 Litre • Dark Grey
- RB02RD** • 395H x 400W x 580L (mm) • 45 Litre • Red
- RB02YW** • 395H x 400W x 580L (mm) • 45 Litre • Yellow
- RB02BU** • 395H x 400W x 580L (mm) • 45 Litre • Blue



Shopping Basket Trolley

SPBT • 1020H x 472W x 472L (mm)
*without shopping basket





Shopping Basket


SPB GN • 260H x 340W x 483L (mm) • Green
SPB BU • 260H x 340W x 483L (mm) • Blue



Description	Cashier Counter		Side Table
Product Code	CT1500-BK	CT6490-BK	CT8655-BK
Height (mm)	890	640	865
Depth (mm)	550	450	500
Length (mm)	1500	900	550
Colour	■ Black		



Product Code	CT90180W6S-WH	CT90180W6S-BK	CT9055-WH	CT9055-BK
Description	Cashier Counter 900H x 1800L C/W 6 Shelf		Side Table 900H x 550L	
Height (mm)	900		900	
Depth (mm)	550		500	
Length (mm)	1800		550	
Colour	□ White	■ Black	□ White	■ Black
Remarks	Come with 6 shelf		Side Table without door	



Shelf size: 140D x 835L (mm)

Cashier Counter

Retail Display & Equipment

CT1160B-WH



CT1800B-WH



CT560B-WH




(Back)




(Front)

Description	Cashier Counter		Side Table
	CT1800B-WH	CT1160B-WH	CT560B-WH
Height (mm)	770	770	770
Depth (mm)	550	550	450
Length (mm)	1780	1160	550
Colour	<input type="checkbox"/> White		


PVC Display Divider




PD100 • 100H x 50W x 240L (mm)



PD150 • 150H x 70W x 240L (mm)



PD200 • 200H x 70W x 240L (mm)



Offer Bin 1 Layer

OB1L • 815H x 590D x 1220L (mm)
Colour: Black / White



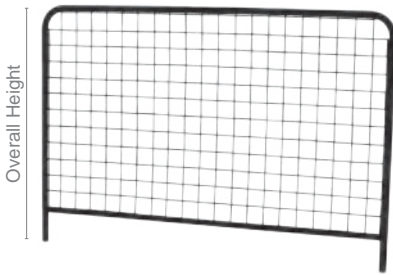
Offer Bin 2 Layer

OB2L • 815H x 590D x 1220L (mm)
Colour: Black / White




Offer Bin 3 Layer

OB3L • 1310H x 590D x 1220L (mm)
Colour: Black / White



Offer Bin Netting

OBN • 750H x 1165L (mm)
Overall Height 840 (mm)
Colour: Black / White



Adjustable Offer Bin 3

AOB3 • 800H x 610D x 1215L (mm)
Colour: Black / White



Colour:

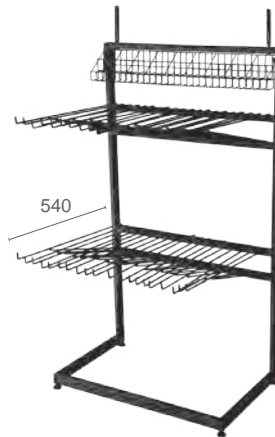
Zip Canvas

ZC • 813H x 610D x 1219L (mm)
Colour: Red / Dark Blue / Orange



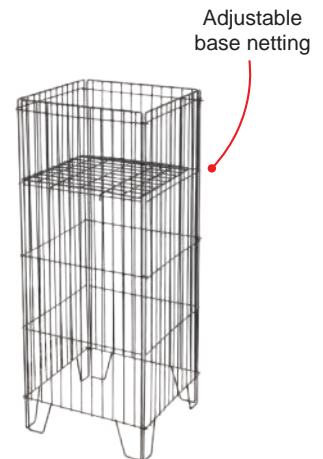
A Wrapping Paper Stand

AWPS-BK • 1250H x 380D x 600L (mm)
Colour: Black



E Wrapping Paper Stand

EWPS-BK • 1240H x 450D x 715L (mm)
Colour: Black



Mini Promo Bin

MPB • 800H x 300D x 300L (mm)
Colour: Black



Full Netting Bin
FNB • 800H x 610D x 610L (mm)
Colour: Black




Umbrella Stand
US-BK • 730H x 300D x 335L (mm)
Colour: Black



Magazine Rack 2
MR2 • 1290H x 390D x 914L (mm)
Colour: Black



Newspaper Stand
NPS-BK • 1380H x 355D x 450L (mm)
Colour: Black



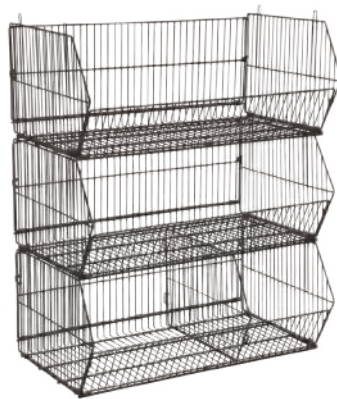
Epoxy Netting Hook
NH 2A / 4A / 6A / 8A / 10A / 12A
Length: 2", 4", 6", 8", 10", 12"
Colour: Black / White



Chrome Netting Hook
CHNH 4 / 6 / 8 / 10 / 12
Length: 4", 6", 8", 10", 12"



Chrome Netting Double Hook
CHNDH • Length (in) 4, 6, 8, 10, 12



Stackable Basket
SB2 • 350H x 450D x 610L (mm)
SB3 • 350H x 450D x 910L (mm)
SB4 • 350H x 450D x 1220L (mm)
Colour: Black / White



Stackable Basket Tray c/w Wheel
SB2T • 400D x 630L (mm)
SB3T • 400D x 935L (mm)
SB4T • 400D x 1240L (mm)
Colour: Black / White



Candy Basket (foldable)

CBF3 • 370H x 570D x 905L (mm)
CBF4 • 370H x 570D x 1210L (mm)

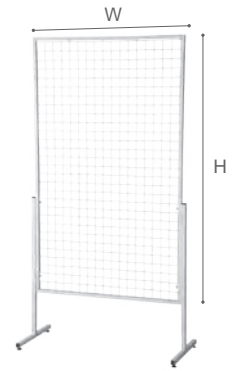


Candy Basket Divider

CBD • 360H x 550L (mm)

Stackable Basket Divider

SBD • 340H x 420L (mm)



Wire Mesh with Stand


WMS 1.5 x 6B • 1.5' x 6' (ft)	WMS 3 x 6B • 3' x 6'
WMS 2 x 4B • 2' x 4'	WMS 3 x 7B • 3' x 7'
WMS 2 x 5B • 2' x 5'	WMS 4 x 4B • 4' x 4'
WMS 2 x 6B • 2' x 6'	WMS 4 x 5B • 4' x 5'
WMS 3 x 4B • 3' x 4'	WMS 4 x 6B • 4' x 6'
WMS 3 x 5B • 3' x 5'	WMS 4 x 7B • 4' x 7'

Colour: Black / White




Broom Rack

BMR • 1330H x 510D x 1000L (mm)
Colour: Black



4 Way Stand

4WS • 1580H x 305D x 305L (mm)
Colour: Black



X Stand

XS • 1570H x 300D x 300L (mm)
Colour: Black



Book Stand Square

BKS-BK • 1600H x 610D x 610L (mm)
Colour: Black



Brochure Stand

BCS-BK • 1600H x 230D x 230L (mm)
Colour: Black



7-tier Hook Stand

7HS • 1620H (mm)
Colour: Black / White



Convenient lock & stable.



Snap to fix the top plate.



Rotatable lockable wheel



Kitchen



Living Room



Study Room



Home Garden

FS-3BK (Black)
FS-3WH (White)

FS-4BK (Black)
FS-4WH (White)

FS-5BK (Black)
FS-5WH (White)



Product code	Size (mm): Height x Depth x Length	Loading capacity (kg)	Layers
FS-3WH	830H x 335D x 715L	30kg UDL / Shelf	3
FS-3BK			
FS-4WH	1250H x 335D x 715L		4
FS-4BK			
FS-5WH	1580H x 335D x 715L		5
FS-5BK			

Scan the QR code for **Product Video**



Facebook



Youtube



Dust-free grill design



Rotatable Lockable Wheel



Product code	Size (mm)	Colour	Loading capacity (kg)
FTS-3WH	770H x 295D x 450L	White	15kg / Shelf
FTS-3BK		Black	
FTS-3PI		Pink	
FTS-3BU		Blue	

Measurement: Height x Depth x Length (mm)

Scan the QR code for Product Video



Facebook



Youtube



2 Levels



3 Levels



4 Levels



5 Levels



Up / down
5cm height
adjustable

Level Height Adjustment



Adjusting Foot Stopper



Anti-rust

Product code	Size (mm)	Loading capacity (kg)	Levels
SSR 4635502L	460H x 350D x 500L	30kg / Shelf	2
SSR 8035603L	800H x 350D x 600L		3
SSR 12035604L	1200H x 350D x 600L		4
SSR 16035605L	1600H x 350D x 600L		5
SSR 8040803L	800H x 400D x 800L		3
SSR 12040804L	1200H x 400D x 800L		4
SSR 16040805L	1600H x 400D x 800L		5
SSR 80401003L	800H x 400D x 1000L		3
SSR 120401004L	1200H x 400D x 1000L		4
SSR 160401005L	1600H x 400D x 1000L		5

Measurement: Height x Depth x Length (mm)

180° Adjustable Basket Trolley



Elbow Handrail Sleek Handle



360° Rotation



Detachable Mesh Basket



Pink




Black



Blue



White



90°



135°



180°

Product code	Size (mm)	Colour	Loading capacity (kg)	Levels
180ABT-BK	945H x 350D x 440L	Black	15kg / Level	3
180ABT-WH		White		
180ABT-PI		Pink		
180ABT-BU		Blue		

Measurement: Height x Depth x Length (mm)



KRSQ3



KRRD3



Design of solid steel ball shaft
The rotation is flexible and smooth without jamming.



KRSQ2



KRRD2



KRSQ1



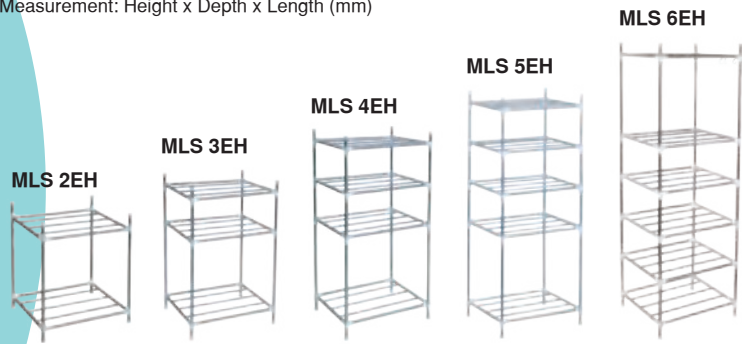
KRRD1

Product code	Overall size (mm)	Loading capacity (kg)			Shape	Colour	Tier
		Bottom Tier	Middle Tier	Top Tier			
KRSQ1	75H x 240W x 240L	5kg	-	-	Square	Black	1
KRSQ2	390H x 240W x 240L	5kg	2.5kg	-			2
KRSQ3	590H x 240W x 240L	5kg	2.5kg	1kg			3
KRRD1	80H x Ø260	5kg	-	-	Round	Black	1
KRRD2	435H x Ø260	5kg	1.5kg	-			2
KRRD3	575H x Ø260	5kg	1.5kg	0.5kg			3



Product code	Size (mm)	Loading capacity (kg)	Layers
MLS-2	290H x 355D x 420L	1kg / Level	2
MLS-3	480H x 355D x 420L		3
MLS-4	670H x 355D x 420L		4
MLS-5	860H x 355D x 420L		5
MLS-6	1050H x 355D x 420L		6

Measurement: Height x Depth x Length (mm)





Product code	Size (mm)	Loading capacity (kg)	Layers
MLS-2EH	480H x 355D x 420L	1kg / Level	2
MLS-3EH	670H x 355D x 420L		3
MLS-4EH	860H x 355D x 420L		4
MLS-5EH	1050H x 355D x 420L		5
MLS-6EH	1240H x 355D x 420L		6

Optional Item :

Product code	Description
MLS-PW	Multi Layer Shelf PVC Wheel x 4pcs





MTR-3
(3 tiers)

MTR-4
(4 tiers)

MTR-5
(5 tiers)


Product code	Size (mm)	Loading capacity (kg)	Tiers	Colour
MTR-3	640H x 260D x 440L	15kg / Layer	3	White / Pink / Blue / Black
MTR-4	850H x 260D x 440L		4	
MTR-5	1050H x 260D x 440L		5	

Measurement: Height x Depth x Length (mm)


MATERIAL HANDLING EQUIPMENTS

pg. 126 - pg. 156

ideal for space



METAL PLATFORM TROLLEY 200KG



Product		Platform Trolley without Handle	Fixed Handle Platform Trolley	Foldable Handle Platform Trolley
Product code		KMT 104	KMT 114	KMT 134
Dimension	mm	480W x 740L x 145H	480W x 740L x 845H	480W x 740L x 845H
Capacity	kg	200		
Castor wheel	mm	Ø100 Grey TPR wheel 2 swivel & 2 rigid		
Net Weight	kg	8	11.6	11.6
Measurement	M ³	0.046	0.046	0.046



Product		2 Shelf 1 Handle Trolley	2 Shelf 2 Handle Trolley	3 Shelf 1 Handle Trolley
Product code		KMT 214	KMT 224	KMT 314
Dimension	mm	480W x 740L x 895H	480W x 740L x 895H	480W x 740L x 905H
Capacity	kg	200		
Castor wheel	mm	Ø100 Grey TPR wheel 2 swivel & 2 rigid		
Net Weight	kg	19	19	24.5
Measurement	M ³	0.051	0.051	0.06



Product		3 Shelf 2 Handle Trolley	2 Shelf Trolley with Ledge	3 Shelf Trolley with Ledge
Product code		KMT 324	KMT 254	KMT 354
Dimension	mm	480W x 740L x 905H	480W x 740L x 895H	480W x 740L x 905H
Capacity	kg	200		
Castor wheel	mm	Ø100 Grey TPR wheel 2 swivel & 2 rigid		
Net Weight	kg	24.5	20.5	27
Measurement	M ³	0.05	0.088	0.117

METAL PLATFORM TROLLEY 200KG




10)




11)

Product		Full Iron Net Trolley	2 Shelf Trolley with Iron Net
Product code		KMT 174	KMT 274
Dimension	mm	480W x 740L x 850H	480W x 740L x 1050H
Capacity	kg	200	
Castor wheel	mm	Ø100mm Grey TPR wheel 2 swivel & 2 rigid	
Net weight	kg	20	27.6
Measurement	m ³	0.068	0.083

METAL PLATFORM TROLLEY 300KG



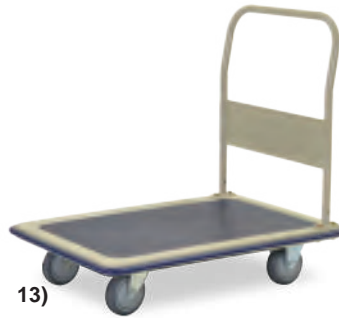
Reinforced Double U Steel Bar to strengthen platform solidity.



12)

Swivel

Rigid




13)



14)

Product		Platform Trolley without Handle	Fixed Handle Platform Trolley	Foldable Handle Platform Trolley
Product code		KMT 105	KMT 115	KMT 135
Dimension	mm	590W x 890L x 180H	590W x 890L x 840H	590W x 890L x 840H
Capacity	kg	300		
Castor wheel	mm	Ø125mm Grey TPR wheel 2 swivel & 2 rigid		
Net weight	kg	15.5	19	19
Measurement	M ³	0.074	0.074	0.074

ACCESSORIES



KBS 05
Platform Trolley Brake System



15)



16)



17)

Product		2 Shelf 1 Handle Trolley	2 Shelf 2 Handle Trolley	3 Shelf 1 Handle Trolley
Product code		KMT 215	KMT 225	KMT 315
Dimension	mm	590W x 890L x 945H	590W x 890L x 945H	590W x 890L x 965H
Capacity	kg	300		
Castor wheel	mm	Ø125mm grey TPR wheel 2 swivel & 2 rigid		
Net weight	kg	31	31	42
Measurement	M ³	0.097	0.097	0.111

METAL PLATFORM TROLLEY 300KG

ACCESSORIES



KBS 05
Platform Trolley Brake System



18)



19)



20)

Product		3 Shelf 2 Handle Trolley	2 Shelf Trolley with Ledge	3 Shelf Trolley with Ledge
Product code		KMT 325	KMT 255	KMT 355
Dimension	mm	590W x 890L x 965H	590W x 890L x 945H	590W x 890L x 965H
Capacity	kg	300		
Castor wheel	mm	Ø125mm grey TPR wheel 2 swivel & 2 rigid		
Net weight	kg	42	32.5	44.5
Measurement	m ³	0.111	0.15	0.194

ACCESSORIES



KBS 05
Platform Trolley Brake System



21)



22)



23)



24)

Product		Full Iron Net Trolley	Platform Trolley with Side Rail	2 Shelf Trolley with Cage	2 Shelf Trolley with Iron Net
Product code		KMT 175	KMT 185	KMT 285	KMT 275
Dimension	mm	590W x 890L x 920H	590W x 890L x 880H	590W x 890L x 945H	590W x 890L x 1100H
Capacity	kg	300			
Castor wheel	mm	Ø125mm grey TPR wheel 2 swivel & 2 rigid			
Net weight	kg	30	22.4	31	40
Measurement	m ³	0.1	0.087	0.097	0.112

METAL PLATFORM TROLLEY 400KG



25)

Swivel

Rigid



26)



27)

Product		1 Fixed Handle Platform Trolley	2 Fixed Handle Platform Trolley	Foldable Handle Platform Trolley
Product code		KMT 116	KMT 126A	KMT 136
Dimension	mm	770W x 1235L x 815H	790W x 1250L x 815H	770W x 1235L x 815H
Capacity	kg	400		
Castor wheel	mm	Ø150mm grey TPR wheel 2 swivel & 2 rigid		
Net weight	kg	39.5	47.2	43
Measurement	m ³	0.138	0.198	0.19

* Materials & specifications are subject to change without prior notice.

METAL PLATFORM TROLLEY 400KG



28)



29)



30)

Product	Full Iron Net Trolley	Platform Trolley with Side Rail	Platform Trolley with End Gate
Product code	KMT 176	KMT 186	KMT 196
Dimension	mm 770W x 1235L x 970H	770W x 1235L x 845H	770W x 1235L x 1270H
Capacity	kg 400	400	400
Castor wheel	mm	Ø150 Grey TPR wheel 2 swivel & 2 rigid	
Net weight	kg 48	45.5	43
Measurement	m ³ 0.20	0.20	0.20

METAL PLATFORM TROLLEY 500KG



31)

Swivel

Rigid



32)



33)

Product	1 Fixed Handle Platform Trolley	2 Fixed Handle Platform Trolley	Foldable Handle Platform Trolley
Product code	KMT 118	KMT 128A	KMT 138
Dimension	mm 770W x 1235L x 850H	790W x 1250L x 860H	770W x 1235L x 875H
Capacity	kg 500	500	500
Castor wheel	mm	Ø200 Grey TPR wheel 2 swivel & 2 rigid	
Net weight	kg 42.5	49	46
Measurement	m ³ 0.138	0.198	0.19



34)



35)




36)

Product	Full Iron Net Trolley	Platform Trolley with Side Rail	Platform Trolley with End Gate
Product code	KMT 178	KMT 188	KMT 198
Dimension	mm 770W x 1235L x 1030H	770W x 1235L x 905H	770W x 1235L x 1330H
Capacity	kg 500	500	500
Castor wheel	mm	Ø200mm Grey TPR wheel 2 swivel & 2 rigid	
Net weight	kg 57	53.5	51
Measurement	m ³ 0.20	0.20	0.20

PVC PLATFORM TROLLEY 150KG-200KG

Reinforced steel bar underside to strengthen platform solidness.



LOAD CAPACITY
Enhance to
200KG




Product		Foldable Handle PVC Platform Trolley	PVC 2 Shelf 1 Handle Trolley
Product code		KPT 134	KPT 214
Dimension	mm	455W x 710L x 880H	455W x 710L x 930H
Capacity	kg	200	150
Castor wheel	mm	Ø100mm Grey TPR wheel 2 swivel & 2 rigid	
Net weight	kg	10.2	14.2
Measurement	m ³	0.05	0.066



Product		PVC 2 Shelf 2 Handle Trolley	PVC 3 Shelf 1 Handle Trolley	PVC 3 Shelf 2 Handle Trolley
Product code		KPT 224	KPT 314	KPT 324
Dimension	mm	455W x 710L x 930H	455W x 710L x 950H	455W x 710L x 950H
Capacity	kg	150		
Castor wheel	mm	Ø100mm Grey TPR wheel 2 swivel & 2 rigid		
Net weight	kg	14.2	17.7	17.7
Measurement	m ³	0.066	0.077	0.077

PVC PLATFORM TROLLEY 300KG - 350KG

Reinforced steel bar underside to strengthen platform solidness.



LOAD CAPACITY
Enhance to
350KG



Product		Foldable Handle PVC Platform Trolley	PVC 2 Shelf 1 Handle Trolley
Product code		KPT 135	KPT 215
Dimension	mm	609W x 914L x 860H	609W x 914L x 960H
Capacity	kg	350	300
Castor wheel	mm	Ø125mm Grey TPR wheel 2 swivel & 2 rigid	
Net weight	kg	15.2	20.8
Measurement	m ³	0.091	0.12

PVC PLATFORM TROLLEY


300KG - 350KG



Product		PVC 2 Shelf 2 Handle Trolley	PVC 3 Shelf 1 Handle Trolley	PVC 3 Shelf 2 Handle Trolley
Product code		KPT 225	KPT 315	KPT 325
Dimension	mm	609W x 914L x 960H	609W x 914L x 980H	609W x 914L x 980H
Capacity	kg	300		
Castor wheel	mm	Ø125mm Grey TPR wheel 2 swivel & 2 rigid		
Net weight	kg	20.8	26.8	26.8
Measurement	m ³	0.12	0.146	0.146



Product		3 Shelf PVC Trolley	
Product code		AF 08162	AF 08176
Dimension	mm	420W x 860L x 880H	425W x 845L x 910H
Capacity	kg	150	100
Net weight	kg	9	6.6
Measurement	m ³	0.074	0.077




Product		AF Trolley Collection Bin	
Product code		AF 08632	AF 08633
Dimension	mm	230W x 365L x 510H	230W x 335L x 180H
Net weight	kg	2.3	0.7
Colour	m ³	Black	



* Materials & specifications are subject to change without prior notice.

STAINLESS STEEL PLATFORM TROLLEY 200KG - 350KG



Product		Stainless Steel Platform Trolley	
Product code		KST 134	KST 135
Dimension	mm	480W x 735L x 855H	575W x 870L x 855H
Capacity	kg	200	350
Castor wheel	mm	Ø100mm Grey TPR wheel 2 swivel & 2 rigid stainless steel castor	Ø125mm Grey TPR wheel 2 swivel & 2 rigid stainless steel castor
Net weight	kg	11.6	16.7
Measurement	m ³	0.043	0.068

ALUMINIUM EXPANDABLE TROLLEY 100KG - 150KG



Product		Aluminium Expandable Trolley	2 Wheels Aluminium Hand Truck	
Product code		KAT 414	KAT 316	KAT 326
Dimension	mm	420W x 720L x 830H	415W x 400L x 1100H	415W x 400L x 1100H
Capacity	kg	150	100	120
Castor wheel	mm	Ø100mm Grey TPR wheel 2 swivel & 2 rigid	Ø150mm black rubber wheel	
Net weight	kg	8.5	7	7.3
Meas.	m ³	0.054	0.06	0.06

Komada Foldable Hand Truck

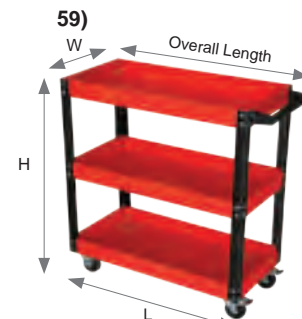
Product code : FT 5MS
 Dimension (mm) : 390W x 400L x 1000H
 Foldable size (mm) : 390W x 50L x 630H
 Capacity (kg) : 70
 Material made : Aluminium alloy

TOOL CABINET TROLLEY



Product		Tool Cabinet Trolley	
Product code		TBC 3005	TBC 3007
Dimension	mm	460W x 680L x 820H	460W x 890L x 980H
Overall length	mm	755 (include handle)	
No. of drawer		5	7
Colour		Red	

Product colours depends on stock.



Product		3-tier Tool Cart	
Product code		TC 302	
Dimension	mm	345W x 700L x 760H	
Overall length	mm	775 (include handle)	
Capacity	kg	150	


Metal Trolley



Product code		NB 101 (F)	NB S101 (F)	NB 104	NB 114	NB 105	NB 115	NB 107
W x L x H	mm	480 x 740 x 895	480 x 740 x 895	480 x 740 x 850	480 x 740 x 850	480 x 740 x 850	480 x 740 x 850	480 x 740 x 890
Capacity	kg	150	150	150	150	150	150	150

Product code		NF 301 (F)	NF S301 (F)	NF 304	NF 314	NF 305	NF 315	NF 307
W x L x H	mm	610 x 910 x 900	610 x 910 x 900	610 x 910 x 950	610 x 910 x 950	610 x 805 x 970	610 x 910 x 970	610 x 910 x 900
Capacity	kg	300	300	300	300	300	300	300

Metal Trolley



Product code		NB 127	TF 402	PG 502	NG 401 (F)	NG S401 (F)	NG 403	NG 407
W x L x H	mm	440 x 680 x 985	600 x 855 x 855	775 x 1160 x 860	790 x 1100 x 845	790 x 1100 x 845	790 x 1050 x 830	750 x 1200 x 950
Capacity	kg	150	400	600	400	400	400	400

Product code		NF 327	TF 403	PG 503	NG 402	NG S402
W x L x H	mm	610 x 910 x 1070	600 x 900 x 895	775 x 1225 x 860	790 x 1240 x 830	790 x 1240 x 830
Capacity	kg	300	400	600	400	400

Remarks: (F) = Foldable Handle

PVC Trolley



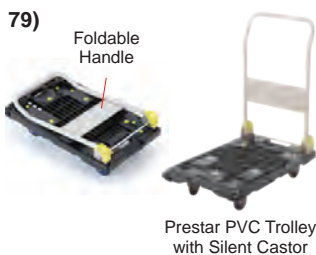
Product code		PB 100G	PB 101G	PB S101G	PB 104G	PB 105G	PB 114G	PB 115G
W x L x H	mm	455W x 710L	455 x 710 x 905		455 x 710 x 860	455 x 710 x 865	455 x 710 x 860	455 x 710 x 865
Capacity	kg	150	150		150	150	150	150

Product code		PF 300G	PF 301G	PF S301G	PF 304G	PF 305G	PF 314G	PF 315G
W x L x H	mm	600W x 900L	600 x 900 x 905		600 x 900 x 950	600 x 900 x 970	600 x 900 x 950	600 x 900 x 970
Capacity	kg	300	300		300	300	300	300

S - Stopper


150kg - 4" castor wheel, 300kg - 400kg - 5" castor wheel, 600kg - 8" castor wheel

PVC Trolley



Product code		PM 201 P	4SNS303	6SC503	6SC503-WS
W x L x H	mm	790 x 505 x 900	480 x 1020 x 1650	445 x 1277 x 1500	445 x 1277 x 1500
Capacity	kg	200	300	500	500
Remarks		-	With brake	Without brake	Without brake

Slim Cart



Work Tainer



Product code		WTP110-80
W x L x H	mm	800 x 1100 x 1700
Capacity	kg	500
Castor wheel	in.	Ø6" rubber wheel
N.W.	kg	54

* Materials & specifications are subject to change without prior notice.


SLIM CART 350KG



84)

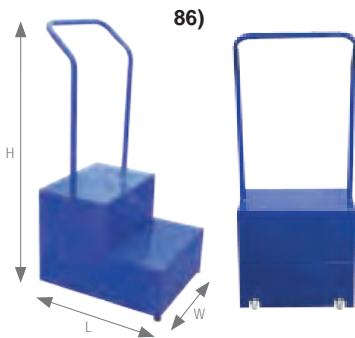


85)


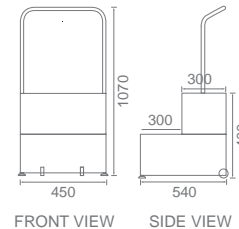


Product		6 Wheel Nestable Slim Cart with Brake	6 Wheel Slim Cart with Brake
Product code		NC501-BS	ND503-BS
External dimension	mm	430W x 1290L x 1550H	425W x 1300L x 1510H
Internal dimension	mm	420W x 1125L x 1300H	420W x 1165L x 1300H
Castor wheel	in.	4 x Ø4" swivel (front & back), 2 x Ø5" rigid (middle)	4 x Ø4" swivel (front & back), 2 x Ø5" rigid (middle)
Capacity	kg	350	350

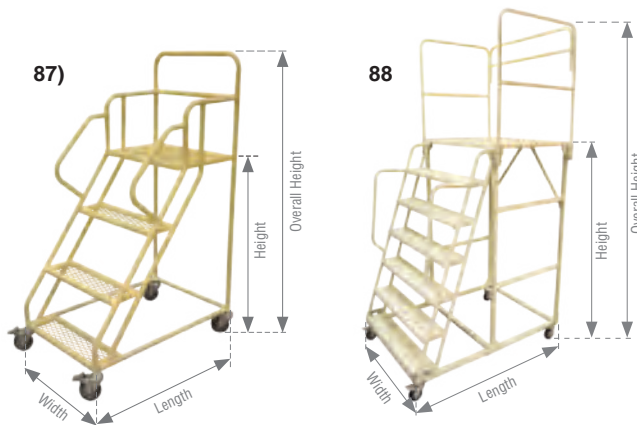
FOOT STOOL 100KG



Product		Foot Stool
Product code		2SS
Overall height	mm	1070
Width	mm	450
Overall platform length	mm	540
Overall platform height	mm	500
Castor wheel	in.	Ø3" rigid castor
Capacity	kg	100



PLATFORM ORDER PICKER 300KG



Product code		POP 4M	POP 7
Width	mm	630	965
Length	mm	970	1310
Height	mm	985	1605
Overall height	mm	1485 (include castor wheel)	2400 (include castor wheel)
Ladder step		4	7
Castor wheel	in.	Ø4" castor wheel 2 swivel 2 rigid	
Capacity	kg	300	300
Net weight	kg	22	64
Measurement	m ³	0.91	0.32

WORK TAINER 500KG



89)



90)



91)



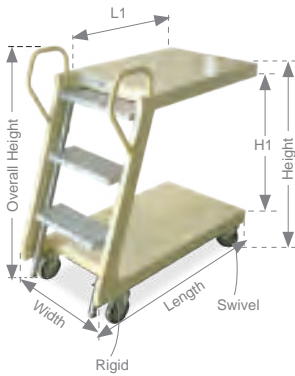
Product		Work Tainer	Work Tainer with Swinging Door
Product code		SWT 500PR	STD 500PR
Dimension	mm	790W x 1080L x 1700H	790W x 1080L x 1700H
Capacity	kg	500	500
Castor wheel		Ø150mm press rubber 2 swivel & 2 side brake	
Net weight	kg	49	66

Komada Work Tainer Shelf

Product code : WTS 7201100
Dimension (mm) : 720W x 1100L
Capacity (kg) : 50

LADDER TROLLEY

93)



94)



95)



96)



Product		Ladder Trolley		Picking Trolley	
Product code		LT 3	LT 5	SK 3	SK 5
Dimension	mm	560W x 1070L x 1025H	560W x 1070L x 1578H	510W x 920L x 890H	510W x 1020L x 1505H
Overall height	mm	1150	2030	1020	1862
H1	mm	730	1285	650	1270
L1	mm	710	480	510	320
Net wight	kg	41	46	30	36
Colour		Beige	Blue	Beige	Blue
Ladder step		3	5	3	5
Finishing		Epoxy powder coating Electronic zinc plating (ladder)		Epoxy powder coating	
Castor wheel	in.	Ø5" rigid / swivel / swivel brake		Ø4" swivel / swivel brake	
Capacity	kg	80 (Top), 220 (Bottom)	60 (Top), 240 (Bottom)	50 (Top), 200 (Bottom)	

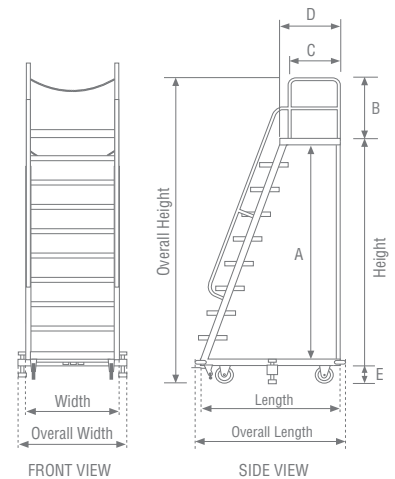
* Materials & specifications are subject to change without prior notice.

PICKER CART

97)




Product code		PC BS 6	PC BS 7	PC BS 8	PC BS 9	PC BS 10	PC BS 11
Ladder step		6	7	8	9	10	11
Width	mm	765					
Overall width	mm	805	805	870	875	880	880
Length	mm	1220	1310	1425	1530	1615	1702
Overall length	mm	1270	1355	1465	1575	1665	1750
Height	mm	1685	1985	2283	2600	2885	3205
Overall height	mm	2750	3050	3350	3660	3940	4260
A	mm	1555	1850	2150	2460	2740	3065
B	mm	895					
C	mm	555					
D	mm	680	660	660	660	660	660
E	mm	160					
Castor wheel	in.	Ø5" rigid / swivel brake					
Finishing		Epoxy powder coating					
Colour		Blue					
Capacity	kg	100kg (Top), 200kg (Bottom)					
Remarks		W/O extended foot		C/W extended foot			



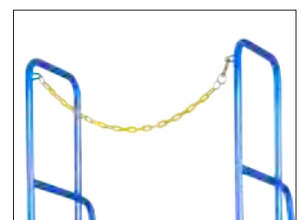
Extended foot bar enhance stability.



Double brake system functioned by to step on.



PVC bumper helps to prevent damage.



Safety chain.

* Materials & specifications are subject to change without prior notice.

CASTOR WHEEL



Product code		KMD 4R-TPR	KMD 5R-TPR	KMD 6R-TPR	KMD 8R-TPR	KMD 6S-PR
Product	in.	4" KMD TPR wheel rigid castor	5" KMD TPR wheel rigid castor	6" KMD TPR wheel rigid castor	8" KMD TPR wheel rigid castor	6" KMD press rubber swivel castor
Dimension	mm	Ø100 x 32 x 124 (H)	Ø125 x 32 x 155 (H)	Ø150 x 50 x 193 (H)	Ø200 x 50 x 240 (H)	Ø150 x 36 x 190 (H)
Load weight/pcs	kg	80	110	300	350	200



Product code		KMD 4S-TPR	KMD 5S-TPR	KMD 6S-TPR	KMD 8S-TPR	KMD 6B-PR
Product	in.	4" KMD TPR wheel swivel castor	5" KMD TPR wheel swivel castor	6" KMD TPR wheel swivel castor	8" KMD TPR wheel swivel castor	6" KMD press rubber side brake castor
Dimension	mm	Ø100 x 32 x 124 (H)	Ø125 x 32 x 155 (H)	Ø150 x 50 x 193 (H)	Ø200 x 50 x 240 (H)	Ø150 x 36 x 190 (H)
Load weight/pcs	kg	80	110	300	350	200



Product code		HR4R	HR4SB	PP4S	PP4R	PP4B	TPY4HF	TPY4BHF
Product	in.	4" Black Hard Rubber Wheel Rigid Castor	4" Black Hard Rubber Wheel Side Brake Castor	4" Swivel PP Castor	4" Rigid PP Castor	4" Brake PP Castor	4" Hole Fitting TPY Castor	4" Brake Hole Fitting TPY Castor
Load weight/pcs	kg	50	50	70	70	70	80	80
Remarks	3 Tier Tool Cart use.			PP nylon wheel castor.			POP4M Order Picker & Shopping Trolley SH125A use.	



Product code		GPU4HF	GPU5HF	MHSC4S-RPU	MHSC4R-RPU	MHSC4B-RPU	MHSC5S-RPU	MHSC5R-RPU	MHSC5B-RPU
Description	in.	4" hole fitting GPU castor	5" hole fitting GPU castor	4" MHSC swivel red PU castor	4" MHSC rigid red PU castor	4" MHSC brake red PU castor	5" MHSC swivel medium duty red PU castor	5" MHSC rigid medium duty red PU castor	5" MHSC brake medium duty red PU castor
Load weight/pc	kg	80	100	220	220	220	250	250	250
Remarks	Shopping trolley use.			Pallet mesh & trolley use.					




Thermoplastic Grey Rubber Wheel Castor							
Product code		ETHOS4S	ETHOS4R	ETHOS4B	ETHOS5S	ETHOS5R	ETHOS5B
Product	in.	4" swivel ETHOS TPR castor	4" rigid ETHOS TPR castor	4" brake ETHOS TPR castor	5" swivel ETHOS TPR castor	5" rigid ETHOS TPR castor	5" brake ETHOS TPR castor
Load weight/pc	kg	110	110	110	130	130	130
Remarks	Picking trolley SK 3 & SK 5 use.			Ladder trolley LT 3 & LT5 use.			

* Materials & specifications are subject to change without prior notice.

CASTOR WHEEL



Product code		BR5S	BR5R	BR5B	BER5R	BER5B	KMT5S-HBP	KMT5R-HBP
Product	in.	5" swivel black rubber castor	5" rigid black rubber castor	5" brake black rubber castor	5" rigid blue elastic rubber castor	5" brake blue elastic rubber castor	5" swivel castor TPR wheel	5" rigid castor TPR wheel
Load weight/pc	kg	80	80	80	130	130	110	110
Remarks					Picker cart use.		HBP 300 (300kg plastic hand truck) use.	



Cast Iron Red Polyurethane (PU) Wheel Castor (Pallet Mesh use)							
Product code		CI5S	CI5R	CI5B	CI6S	CI6R	CI6B
Product	in.	5" rigid cast iron PU castor	5" rigid cast iron PU castor	5" brake cast iron PU castor	6" swivel cast iron PU castor	6" rigid cast iron PU castor	6" brake cast iron PU castor
Load weight/pc	kg	250	250	250	300	300	300



GLOBE Heavy Duty PP Wheel Castor (Pallet Mesh & Trolley use)							
Product code		GE6S-PP	GE6R-PP	GE6B-PP	GE8S-PP	GE8R-PP	GE8B-PP
Product	in.	6" GLOBE swivel heavy duty PP castor	6" GLOBE rigid heavy duty PP castor	6" GLOBE brake heavy duty PP castor	8" GLOBE swivel heavy duty PP castor	8" GLOBE rigid heavy duty PP castor	8" GLOBE brake heavy duty PP castor
Load weight/pc	kg	300	300	300	400	400	400



Product code		PW2T	PW2TB	PW2RS1	PW/50/P#	GR2HF	GR2BHF	GR3TSF
Product	in.	2" PVC wheel with thread	2" PVC wheel with thread & brake	2" PVC wheel with 1" round socket	2" PVC wheel (without round socket)	2" grey rubber hole fitting	2" brake grey rubber hole fitting	3" grey rubber wheel castor thread stem fitting
Load weight/pc	kg	30	30	30	30	35	35	20
Remarks		4WS, XS, CDS, EWPS, AWPS, MR2, T-Stand, NPS, US, SB Tray use.		OB1L, OB2L, OB3L use.		Stackable basket tray use.		Shopping basket trolley use.

155)



Load Wheel c/w Bearing		
Product code	Description (mm)	Load weight (kg)
LPU6595B	Load PU wheel 65 x 95L	800
LPU8060B	Load PU wheel 80 x 60L	800
LPU8075B	Load PU Wheel 80 x 75L	750 / 800
LPU8093B	Load PU wheel 80 x 93L	800
LPU80100B	Load PU wheel 80 x 100L	800

Hand pallet truck use.

156)



Steering Wheel c/w Bearing		
Product code	Description (mm)	Load weight (kg)
SPU15050B	Steering PU wheel 150 x 50L	800
SPU18050B	Steering PU wheel 180 x 50L	800
SPU18060B	Steering PU wheel 180 x 60L	800
SPU18070B	Steering PU wheel 180 x 70L	800
SPU20050B	Steering PU wheel 200 x 50L	800

Hand pallet truck use.



157)

FULLY AUTO HAND PALLET TRUCK



Smart Lithium Battery

EPL153 is lifted by electricity and lowered manually, there is no need to worry about damaging goods by uncontrollable lowering.



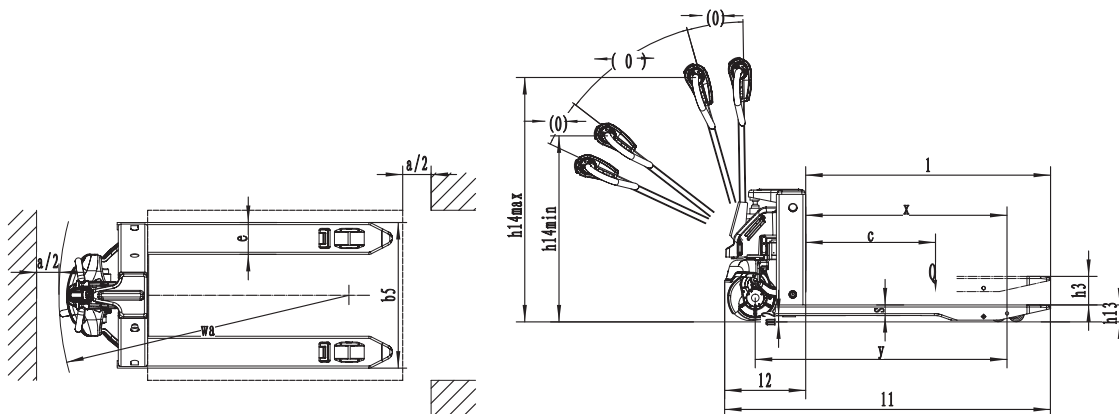
Newly Designed Handle Head

EPL153 uses lithium batteries and built-in chargers, so it can be used even when charged. It saves worries about the endurance and there is no need of special charging area.

Pass Market Tests Of Safety And Reliability

EPL153 has 10-year market-tested components.

Product code		EPL 153-15
Drive unit		Battery
Operator type		Pedestrian
Rated capacity (Q)	kg	1500
Load center distance (c)	mm	600
Load distance (x)	mm	950(880)
Wheelbase (y)	mm	1190(1120)
Weight		
Service weight (include battery)	kg	115
Axle loading, laden driving side/loading side	kg	540/1070
Axle loading, unladen driving side/loading side	kg	100/15
Types Chassis		
Tyre type driving wheels/loading wheels		PU
Tyre size, driving wheels (diameter x width)	mm	Ø210x70
Tyre size, loading wheels (diameter x width)	mm	Ø210x70
Tyre size, caster wheels (diameter x width)	mm	Ø80x60 (Ø74x88)
Wheels, number driving, caster/loading (x=drive wheels)	mm	1x/4 (1x/2)
Dimensions		
Lift height (h3)	mm	115
Height drawbar in driving position min./max. (h14)	mm	750/1190
Lowered height (h13)	mm	80
Overall length (l1)	mm	1550
Length to face of forks (l2)	mm	400
Overall width (b1)	mm	560(685)
Fork dimensions (sxxl)	mm	50x150x1150
Distance between fork-arms (b5)	mm	560(685)
Ground clearance, center of wheelbase	mm	30
Aisle width for pallets 1000 x 1200 crossways	mm	1650
Aisle width for pallets 800 x 1200 lengthways	mm	1850
Turning radius	mm	1390
Performance Data		
Travel speed, laden/ unladen	km/h	4/4.5
Lifting speed, laden/ unladen	m/ s	0.017/0.024
Lowering speed, laden/ unladen	m/ s	0.09/0.06
Max. gradeability, laden/ unladen	%	6/16
Service brake type		electric
Electric-engine		
Drive motor rating S2 60 min	kW	0.75
Lift motor rating at S3 15%	kW	0.5
The maximum allowed size battery	mm	230x260x85
Battery voltage/ nominal capacity K5	V/Ah	24/20
Battery weight	kg	5
Addition Data		
Type of drive control		DC
Steering type		mechanical
Sound pressure level at the driver's ear	dB (A)	<74



158)

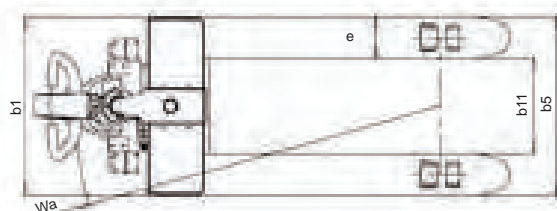
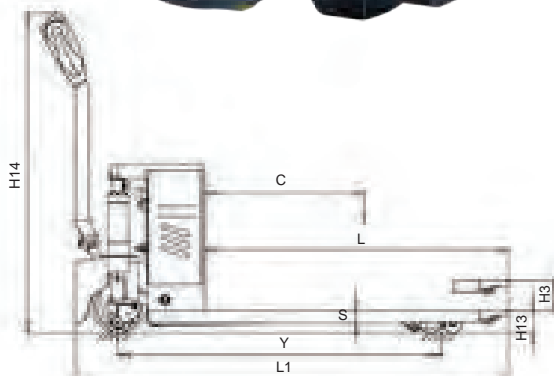
- Circuit board integrated structure: neat appearance, easy to install and maintenance, save installation and maintenance time.
- The installation position is optimized and the stroke switch is re-selected to make the performance more stable and reliable.
- Control power supply, from the control power supply, controller internal isolation circuit, to avoid the generation of interference.
- When the battery voltage is lower than 30%, the power unit will not be able to start, which effectively protects the motor and battery of the power unit and improves the battery and motor life.
- Open skeleton structure, the appearance is more simple and beautiful. Installation and maintenance are more convenient.
- Hollow lifting rod, cylinder head external thread seal, more reasonable structure, more stable performance, reduce the failure rate.

FULLY AUTO HAND PALLET TRUCK

Product code		CBD20X
Capacity	kg	2000
Load center (C)	mm	600
Type of lifting		Electric
Operating type		Walkie
Wheel		
Material		PU
Wheel base (Y)	mm	1230/1300
Qty of Bearing / Driving / Balance Wheel		1x+2/4
Bearing wheel	mm	Ø80 x 70
Driving wheel	mm	Ø210 x 75
Balance wheel	mm	Ø75 x 46
Dimension		
Min. fork height (H13)	mm	85
Max. fork height (H12)	mm	200
Max. lifting height (H3)	mm	115
Fork outside width (b5)	mm	560/685
Fork inside width (b11)	mm	240/365
Fork length (L)	mm	1150/1220
Single fork size (e/s)	mm	160/50
Overall length (L1)	mm	1650/1720
Overall width (b1)	mm	685
Overall height (H14)	mm	1220
Handle vertical height	mm	1220
Min. turning radius (Wa)	mm	1385/1455
Performance		
Travel speed (laden/unladen)	km/h	4/5
Lifting speed (laden/unladen)	m/s	25/30
Lowering speed (laden/unladen)	m/s	30/20
Fast / slow adjustment function		Yes
Gradeability	%	≤4
Driving mode		DC
Electrical		
Drive motor	V/Kw	24V/0.75Kw
Lift motor	V/Kw	24V/0.8Kw
Battery capacity	V/Ah	2 x 12/80
Charger	V/A	24V12A
Weight		
Battery weight	kg	24



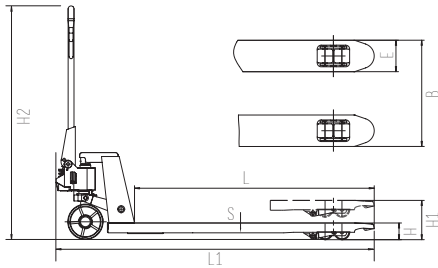
Product colours depends on stock: red / yellow.



159)



RZ Series Hand Pallet Truck					
Product code		RZ 25N	RZ 25	RZ 30N	RZ 30
Capacity	kg	2500	2500	3000	3000
Min. fork height (H)	mm	85	85	85	85
Max. fork height (H1)	mm	190 / 200	190 / 200	190 / 200	190 / 200
Max. lifting height	mm	≥110			
Fork outside width (B)	mm	540	685	540	685
Fork inside width	mm	220	365	220	365
Fork length (L)	mm	1150	1220	1150	1220
Single fork size (E) x (S)	mm	160 x 50			
Overall length (L1)	mm	1315-1620			
Overall width	mm	540	685	540	685
Overall height (H2)	mm	1245			
Single load wheel	mm	Ø80 x 93			
Steering wheel	mm	Ø180 x 50			
Material of wheel		PU / Nylon			



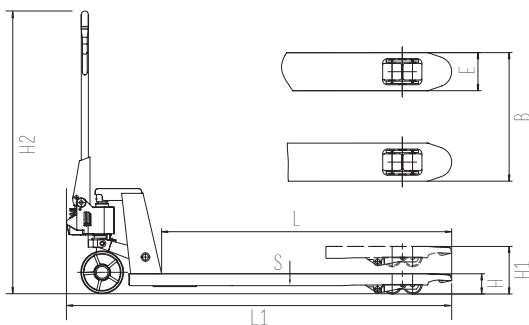
Product colours depends on stock: red / yellow.

- 3 position control handle.
- Casting steel pump with safety overload & bypass system.
- Entry & exit rollers.
- Top balanceable reinforced fork frame.
- Solid steel lifting rods for extra strength.
- Options: nylon wheel, polyurethane wheel, rubber wheel single fork load wheel or tandem fork load wheel.

160)

Low Profile Hand Pallet Truck			
Product code		RZ 20LPN	RZ 20LP
Capacity	kg	2000	2000
Min. fork height (H)	mm	52	
Max. fork height (H1)	mm	140 / 160	190 / 200
Max. lifting height	mm	88 / 95	≥110
Fork outside width (B)	mm	685	
Fork inside width	mm	200	
Fork length (L)	mm	1220	
Single fork size (E) x (S)	mm	160 x 37	160 x 50
Overall length (L1)	mm	1315-1620	
Overall width	mm	520	
Overall height (H2)	mm	1225	1245
Single loading wheel	mm	Ø50 x 93	
Steering wheel	mm	Ø160 x 50	Ø180 x 50
Material of wheel		PU / Nylon	

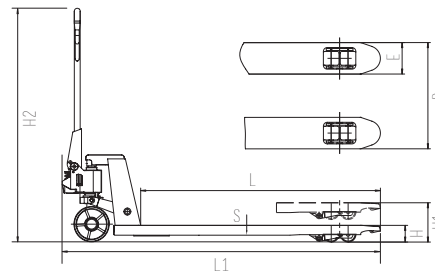
Product colours depends on stock: red / yellow.





161)

Short Fork Hand Pallet Truck		
Product code	RZ 25SF	
Capacity	kg	2500
Min. fork height (H)	mm	85
Max. fork height (H1)	mm	200
Max. lifting height	mm	≥110
Fork outside width (B)	mm	540
Fork inside width	mm	220
Fork length (L)	mm	915
Single fork size (E) x (S)	mm	160 x 50
Overall length (L1)	mm	1315-1620
Overall width	mm	540
Overall height (H2)	mm	1245
Single loading wheel	mm	Ø80 x 93
Steering wheel	mm	Ø180 x 50
Material of wheel	PU / Nylon	



Product colours depends on stock: red / yellow.


162)



Long Fork Hand Pallet Truck			
Product code	RZ 30XL		RZ 30XXL
Capacity	kg	3000	3000
Overall width	mm	685	685
Fork length	mm	1500	1800
Fork width	mm	160	
Min. fork height	mm	85	
Max. fork height	mm	200	
Steering wheel	mm	Ø180 x 50	
Loading wheel	mm	Ø74 x 70	
Material of wheel	PU / Nylon		

Product colours depends on stock: red / yellow.

163)



Four Way Hand Pallet Truck		
Product code	RZ 20FW	
Capacity	kg	2000
Min. fork height (H)	mm	85
Max. fork height (H1)	mm	200
Fork outside width (B)	mm	685
Fork inside width	mm	375
Fork length (L)	mm	1220
Single fork size (E) x (S)	mm	160 x 50
Overall length (L1)	mm	1315-1620
Overall width	mm	685
Overall height (H2)	mm	1245
Tandem loading wheel	mm	Ø74 x 70
Steering wheel	mm	Ø180 x 50
Material of wheel	PU / Nylon	

Product colours depends on stock: red / yellow.

➤ Allows operator to handle pallets easily in all four directions.

164)



Heavy Duty Hand Pallet Truck			
Product code		HP 50N	HP 50
Capacity	kg	5000	5000
Fork size	mm	180 x 60 x 1220	180 x 60 x 1220
Fork outside width		540	685
Loading wheel	mm	Ø80 x 70	Ø80 x 70
Steering wheel	mm	Ø180 x 50	Ø180 x 50
Min. fork height	mm	85	85
Max. fork height	mm	200	200
Material of wheel		nylon / polyurethane	

Product colours depends on stock: red / yellow.

165)

Weight Scale Hand Pallet Truck		
Product code		RZ ES25
Capacity	kg	2500
Min. fork height	mm	85
Max. fork height	mm	200
Fork outside width	mm	685
Fork inside width	mm	365
Fork length	mm	1220
Single fork size	mm	160 x 50
Overall length	mm	1570-1640
Overall width	mm	685
Overall height	mm	1245
Loading wheel	mm	Ø80x70
Steering wheel	mm	Ø180x50
Min. turning radius	mm	1450
Material of wheel		Polyurethane (PU)

Product colours depends on stock: red / yellow.

- Features weighing accuracy ±1kg for load 2500kg.
- Printer available.
- Kilogram or pounds available.



166)



Hot Dipped Galvanized Hand Pallet Truck			
Product code		RZHG25	RZHG30
Capacity	kg	2500	3000
Overall width	mm	685	685
Fork length	mm	1220	1220
Min. fork height	mm	85	
Max. fork height	mm	200	
Steering wheel	mm	Ø180x50	
Loading wheel	mm	Ø80x70	
Material of wheel		Nylon / PU	

* Materials & specifications are subject to change without prior notice.

167)

Stainless Steel Hand Pallet Truck			
Product code		RZ 20SSN	RZ 20SS
Capacity	kg	2000	2000
Overall width	mm	540	685
Fork length	mm	1150	1220
Min. fork height	mm	85	
Max. fork height	mm	200	
Steering wheel	mm	Ø180x50	
Loading wheel	mm	Ø80x70	



168)



DF Series Hand Pallet Truck					
Product code		DF 25N	DF 30N	DF 25	DF 30
Capacity	kg	2500	3000	2500	3000
Single fork size	mm	160 x 60 x 1150		160 x 60 x 1220	
Wheel type	mm	nylon / polyurethane			
Loading wheel	mm	Ø74 x 93	Ø74 x 93	Ø74 x 93	Ø74 x 93
Steering wheel	mm	Ø180 x 50	Ø180 x 50	Ø180 x 50	Ø180 x 50
Min. fork height	mm	75	75	75	75
Max. fork height	mm	190	190	190	190
Overall length	mm	1485	1485	1605	1605
Overall width	mm	550	550	685	685
Overall height	mm	1216	1216	1216	1216

Product colours depends on stock: red / yellow.



169)

Scissor Lift Pallet Truck			
Product code		SPA 15N	SPA 15
Capacity	kg	1500	
Overall width	mm	540	680
Fork size	mm	160 x 50	
Fork length	mm	1150	
Overall vehicle size	mm	1540 x 685 x 1235	
Min. fork height	mm	85	
Max. fork height	mm	800	
Loading wheel	mm	Ø74 x 50	
Steering wheel	mm	Ø180 x 50	

Product colours depends on stock: red / yellow.

- › Hard chrome plated ram and piston.
- › 3-position control, FAST-WORK-DOWN.
- › Equipped with overload valve.
- › One piece of formed steel "C" channel tapered, reinforced forks.
- › Tapered fork ends and nylon rollers permit easy entry and exit of pallets.



170)



TFA 1000

Table Lifter

Product code		TFA 150	TFA 300	TFA 500	TFA 1000
Capacity	kg	150	300	500	1000
Min. height of platform	mm	220	290	290	390
Max. height of platform	mm	720	900	900	1000
Platform size	mm	700x450x40	815x510x50	815x510x50	1000x510x55
Foot pedal strokes reach max. height	mm	≤25	≤30	≤30	≤79

Product colours depends on stock: red / yellow.

171)

Double Scissor Table Lifter

Product code		TLD 500	TLD 1000
Capacity	kg	500	1000
Platform size	mm	910 x 510 x 50	1200 x 610 x 60
Min. / max. height of platform	mm	360 / 1500	500 / 1700
Foot pedal cycles to max.		≤76	≤145
Wheel size	mm	Ø125 x 50	Ø150 x 50

Product colours depends on stock: red / yellow.



172)



Table Lifter

Product code		TFD 350
Capacity	kg	350
Min. height of table	mm	360
Max. height of table	mm	1300
Platform size	mm	910 x 510 x 50
Handle height	mm	980
Foot pedal cycles to max.		≤74
Diameter of the wheel	mm	Ø125 x 50

Product colours depends on stock: red / yellow.

173)

Electric Hydraulic Table Lifter

Product code		ET100S	ET200S	ET4000S	ET100SD	ET200SD
Capacity	kg	1000	2000	4000	1000	2000
Min. height of table	mm	240	250	300	305	360
Max. height of table	mm	1300	1300	1400	1780	
Platform size	mm	1000 x 2000	1000 x 2000	1200 x 2200	1300 x 820	
Lowering speed		Controlled				
Service voltage	V	380				
Power	W	1000	1500	2200	2200	

Product colours depends on stock: red / yellow.



ET-S



ET-SD



FULLY AUTO STACKER

Product code		EST 152-1527	EST 152-1530	EST 152-1536
Drive unit		Electrics		
Operator type		Pedestrian		
Rated capacity (Q)	kg	1500		
Load center distance (c)	mm	500		
Load distance (x)	mm	798		
Wheel base (y)	mm	1212		
Weight				
Service weight (include battery)	kg	595		
Axle loading, laden driving side/loading side	kg	825/1270		
Axle loading, unladen driving side/loading side	kg	450/145		
Types Chassis				
Tyre type driving wheels/loading wheels		PU/PU		
Tyre size, driving wheels (diameter x width)	mm	Ø210x70		
Tyre size, loading wheels (diameter x width)	mm	Ø74x72		
Tyre size, caster wheels (diameter x width)	mm	Ø180x55		
Wheels, number driving, caster/loading (x=drive wheels)	mm	1x +1/4		
Track width, front, driving side	mm	531		
Track width, rear, loading side	mm	405		
Dimensions				
Height, mast lowered (h1)	mm	1956	2106	2406
Lift height (h3) + (h13)	mm	2720	3020	3620
Height, mast extended (h4)	mm	3271	3571	4171
Height drawer in driving position min. / max.	mm	750/1340		
Lowered height (h13)	mm	85		
Overall length (l1)	mm	1713		
Length to face of fork (l2)	mm	563		
Overall width (b1)	mm	792		
Fork dimensions (s/ e/ l)	mm	60/ 170/ 1150		
Fork carriage width	mm	680/770		
Distance between fork-arms	mm	570/685		
Ground clearance, carrier of wheelbase	mm	25		
Aisle width for pallets 1000 x 1200 crossways	mm	2224		
Aisle width for pallets 800 x 1200 lengthways	mm	2158		
Turning radius	mm	1390		
Performance Data				
Travel speed, laden/ unladen	km/h	4.2/4.5		
Lifting speed, laden/ unladen	m/ s	0.08/0.14		
Lowering speed, laden/ unladen	m/ s	0.11/0.10		
Max. gradeability, laden/ unladen	%	3/10		
Service brake type		electromagnetic		
Electric Engine				
Drive motor rating S2 60 min	kW	0.75		
Lift motor rating at S3 15%	kW	2.2		
The maximum allowed size battery	mm	260x165x210		
Battery voltage/ nominal capacity K5	V/Ah	2x 12/85		
Battery weight	kg	2x24		
Addition Data				
Type of drive unit		DC		
Steering type		mechanical		
Sound pressure level at the driver's ear	dB (A)	74		

174)



Strong chassis

The side impact beam, plates, and boxes make the chassis stronger and can greatly reduce stress and deformation caused by heavy load.

Rigid mast

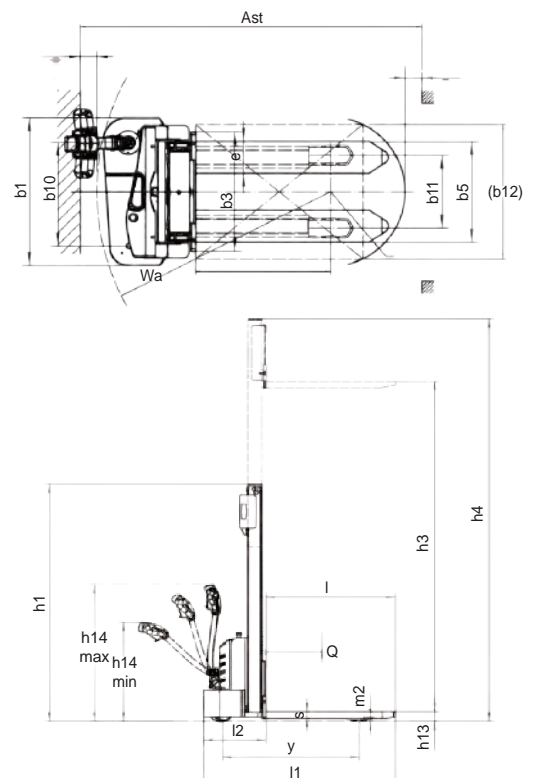
The rigidity of the mast is greatly improved by its beam structure to provide smooth lifting and stacking for daily operation.

Easy operation

The extra-long and offset tiller with the crawl speed button provides EST152 a better visibility and nimble maneuverability when operating in tight space.

Efficient hydraulic system

High quality hydraulic pump ensures very little noise, maximum efficiency, durability and shortens lifting time.





175)

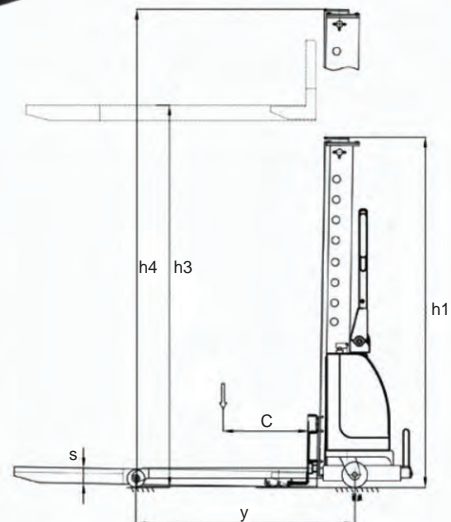
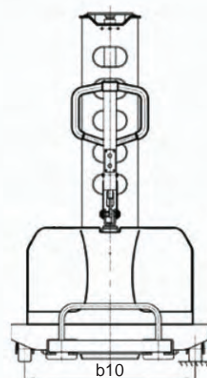
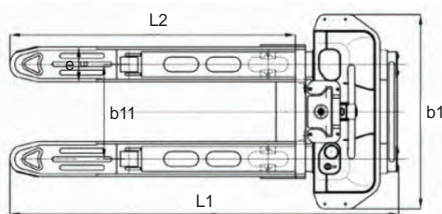
Advantage

- Loading capacity: 500kg, 700kg, 1000kg is optional.
- Lifting height is 800-1500mm. At max lifting height, the loading is no reduce.
- Semi electric type self lifting stacker, the lifting and lowering speed is adjustable, according to the user's needs.
- Steering chain auxiliary device.
- Over discharge protection, extending battery life.
- Sealed batteries free of maintenance, safe operation and no pollution.
- Explosion-proof valve design, down more stable and reliable.
- 700kg model adds the design of the armrest to facilitate the lifting of the cargo.
- Add the design of the guide rail, makes pushing and pulling the goods more labor saving and convenient.

SELF LIFTING STACKER

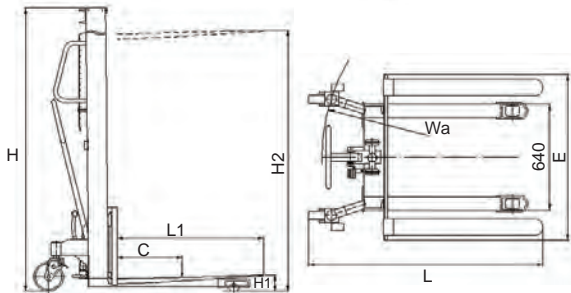
Product code		ZTS 0513
Base		
Capacity	kg	500
Load center (C)	mm	400
Type of lifting	Electric	
Operating type	Walkie	
Wheel		
Material	Nylon / PU	
Wheel base (y)	mm	860
Front wheel base (b11)	mm	380
Back wheel base (b10)	mm	670
Qty of Steering / Bearing / Balance Wheel	2/2/6	
Bearing wheel	mm	Ø70 x 60
Steering wheel	mm	Ø100 x 50
Balance wheel	mm	Ø40 x 26
Training wheel	mm	Ø30 x 26
Dimension		
Min. fork height	mm	90
Max. fork height (h3)	mm	1300
Fork outside width	mm	535
Fork inside width	mm	225
Fork length	mm	1150
Single fork size (e/s)	mm	155/60
Overall length (L1)	mm	1600
Overall width (b1)	mm	790
Overall height (h1)	mm	1600
Whole height (after tape file shelf) (h4)	mm	2900
Length of vertical surface to fork (L2)	mm	1150
Min. turning radius	mm	1120
Performance		
Lifting speed (laden/unladen)	m/ s	80/110
Lowering speed (laden/unladen)	m/ s	80/80
Electrical		
Lift motor	V/Kw	12/0.8
Battery capacity	V/Ah	12/33
Weight		
Battery weight	kg	10

Product colours depends on stock: red / yellow.



* Materials & specifications are subject to change without prior notice.

176)



Hydraulic Manual Stacker


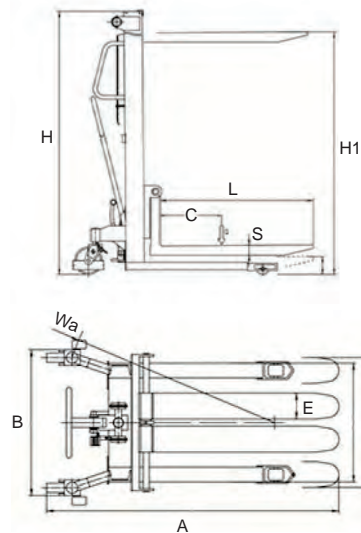
Product code		RSD 1016	RSD 1516	RSD 2016
Base				
Capacity	kg	1000	1500	2000
Load center (C)	mm	400		
Type of lifting		Hand / Foot Pump		
Operating type		Walkie		
Wheel				
Material		Nylon		
Qty steering / loading wheel		2/2		
Wheel base	mm	1140		
Loading wheel	mm	Ø80 x 60		
Steering wheel	mm	Ø180 x 50		
Dimension				
Min. fork height (H1)	mm	90		
Max. fork height (H2)	mm	1600		
Fork outside width	mm	320-720	340-830	340-740
Fork inside width	mm	20-320	20-340	20-340
Fork length (L1)	mm	900		
Single fork size	mm	150/60	160/60	160/60
Overall length (L)	mm	1525	1525	1525
Overall width (E)	mm	790	890	790
Overall height (H)	mm	1985	2085	2085
Min. turning radius (Wa)	mm	1400		
Performance				
Foot pedal cycles to max. (laden)	times	≤76	≤110	≤110
Lowering speed (laden / unladen)	mm/s	Controlled		

Product colours depends on stock: red / yellow.

177)

Hydraulic Manual Stacker

Product code		RSD 1025	RSD 1030
Base			
Capacity	kg	1000	1000
Load center (C)	mm	400	
Type of lifting		Hand / Foot Pump	
Operating type		Walkie	
Wheel			
Material		Nylon	
Quantity of Steering / loading wheel		2/2	
Wheel base (Y)	mm	1140	
Loading wheel	mm	Ø80 x 60	
Steering wheel	mm	Ø180 x 50	
Dimension			
Min. fork height	mm	90	
Max. fork height (H1)	mm	2500	3000
Fork outside / inside width	mm	320-720 / 20-320	
Single fork size (E) x (S)	mm	150 x 60	
Fork length (L)	mm	1000	
Overall length (A)	mm	1525	
Overall width (B)	mm	790	
Overall height (H)	mm	1825	2085
Minimum turning radius (Wa)	mm	1400	
Performance			
Max. pump pressure (laden)	times	≤ 95	≤120
Lowering speed (laden / unladen)	m/ s	Controlled	

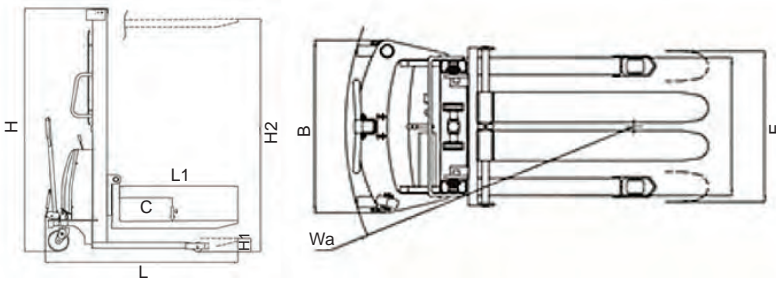


Product colours depends on stock: red / yellow.

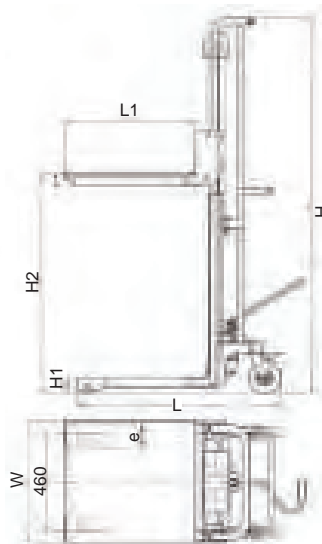
178)

Semi Auto Stacker							
Product code		SEM 1025	SEM 1030	SEM 1035	SEM 1525	SEM 1530	SEM 1535
Capacity	kg	1000			1500		
Load center (C)	mm	450					
Type of lifting		Electric					
Operating type		Walkie					
Wheel							
Material		Nylon					
Qty of Steering / loading wheel		2/2					
Wheel base	mm	1182					
Loading wheel	mm	Ø80 x 60					
Steering wheel	mm	Ø180 x 50					
Dimension							
Min. fork height (H1)	mm	90					
Max. fork height (H2)	mm	2500	3000	3500	2500	3000	3500
Fork outside width (E)	mm	320-740					
Fork inside width	mm	20-440					
Fork length (L1)	mm	1150					
Single fork size	mm	150/60					
Overall length (L)	mm	1810					
Overall width (B)	mm	770					
Overall height (H)	mm	1830	2080	2330	1880	2130	2380
Maximum lifting stroke	mm	2410	2910	3410	2410	2910	3410
Minimum turning radius (Wa)	mm	1450					
Performance							
Max. lifting height (laden / unladen)	mm/s	40-50 / 85-95					
Lowering speed (laden / unladen)	mm/s	90-110 / 85-95					
Electric							
Lifting motor	Kw	1.6					
Battery capacity	V/Ah	12V120					

Product colours depends on stock: red / yellow.



179)



Manual Platform Stacker		
Product code		PS 0415
Capacity	kg	400
Load center	mm	350
Type of lifting	mm	Foot
Operating type	mm	Walkie
Material of wheel	mm	PU
Bearing wheel	mm	Ø75 x 42
Steering wheel	mm	Ø150 x 38
Min. / Max. fork height (H1) / (H2)	mm	90 / 1500
Fork outside / inside width	mm	550 / 310
Single fork size (e x W x L1)	mm	60 x 120 x 615
Overall size (H x W x L)	mm	1770 x 610 x 1000
Min. turning radius	mm	1022
Fork lifting height to maximum pump pressure times		≤48
Lowering speed		Foot control

Product colours depends on stock: red / yellow.

180)



CRO 4R
(Rigid)

CRO Series Mover Skate

Product code		CRO 4R	CRO 6R	CRO 8R
Capacity	tonne	6	8	12
Dimension LxWxH	mm	304x222x95	404x222x95	504x222x95
Net weight	kg	13	20	26
Package	mm	320x240x110	420x240x110	520x240x110
Accessories		Steering handle		

CRA Series Mover Skate

Product code		CRA 4S	CRA 6S	CRA 8S
Capacity	tonne	6	8	12
Dimension LxWxH	mm	304x222x110	404x222x110	504x222x110
Net weight	kg	14.5	21.5	27.5
Package	mm	320x240x120	420x240x120	520x240x120
Accessories		Steering handle		

181)



CRA 4S
(Swivel)

- Transport trolleys can be used wherever heavy objects have to be moved.
- The load can be lifted using either the roller crowbar on a jack allowing the transport trolleys to be easily positioned.

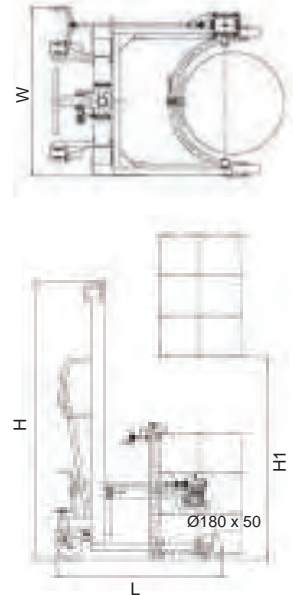
182)



Product colours depends on stock: red / yellow.

Manual Drum Handler

Product code	COT 350	
Capacity	kg	400
Type of lifting	Hand / Foot Pump	
Operating type	Walkie	
Tilt angle	180°	
Wheel		
Material	Nylon	
Qty of Steering / loading wheel	2/2	
Wheel base	mm	1080
Loading wheel	mm	Ø180 x 50
Steering wheel	mm	Ø180 x 50
Dimension		
Drum vertical lifting height (H1)	mm	1450
Drum elevation level	mm	1350
Drum 135° tilt height	mm	1250
Overall length (L)	mm	1200
Overall width (W)	mm	960
Overall height (H)	mm	2030
Min. turning radius	mm	1250




183)

4 Wheel Multi Function Drum Truck

Product code: **50MF**

- Load / unloads off pallet and ground.
- Transport drum on 4 wheels.
- Roller bearing wheels enable agitation of drum contents while in a horizontal position.
- Load capacity 300kgs.



Product colours depends on stock.

184)

2 Wheel Easy Tilt Drum Truck

Product code: **5ET**

- Perfect axle placement and ball bearing centered wheel guarantee strain free drum transport.
- Load capacity 300kgs.



Product colours depends on stock.

185)



Product colours depends on stock: red / yellow.

Hand Pump Drum Porter

Product code		DT 250
Capacity	kg	250
Type of lifting	mm	Hand pump
Operating type	mm	Walkie
Suitable for drum	mm	Ø590, 55 gallon steel drum
Wheel		
Qty of steering / loading wheel		1/2
Loading wheel	mm	Ø180 x 50
Steering wheel	mm	Ø125 x 35
Dimension		
Drum vertical lifting height	mm	280
Inside leg width	mm	630
Overall length	mm	810
Overall width	mm	820
Overall height	mm	1050
Min. turning radius	mm	1250

186)



Foot Pump Drum Porter

Product code		DTF 450
Capacity	kg	365
Suitable drum size	gallon	Ø590, 55 gallon steel drum
Lifting height	mm	640
Overall size	mm	1160 x 1220 x 800
Wheel size	mm	Ø150 x 50, Ø100 x 32

Product colours depends on stock: red / yellow.

187)



- › All steel construction.
- › For lifting 210 litre drums with overhead hoist.
- › For open top and tight head steel drum.
- › When central over the horizontal to set locking lever in locked open position, drum release lever allow hooks to fall and locate under both rims. Hooks automatically engage as is lifted and disengage as drum is set down.

Overhead Horizontal Drum Clamp

Product code		DN 500
Capacity	kg	500
Drum	gallon / litre	55 / 210
N.W.	kg	7.6

Product colours depends on stock: red / yellow.

188)



Overhead Chain Clamp

Product code		SL 1
Rated capacity	kg	1000
Chain size	mm	Ø6x18
Chain length	mm	500
N.W.	kg	3.6

Product colours depends on stock available.

189)



- › Suitable for lifting drums in vertical position.
- › It is manufactured by low carbon high quality alloy steel forging.
- › Easy drum tongs is subject to test load at 1.5x rated load capacity.

Drum Tongs

Product code		QT 200
Capacity	kg	200
Jaw opening	mm	1-9
N.W.	kg	1.3

Product colours depends on stock available.

* Materials & specifications are subject to change without prior notice.

190)



- For lifting 210 litre open top and tight head steel drum, and plastic drums with L or X rings.
- Welded gripping hocks.
- Fitted with 20mm diameter steel pin for attaching to overhead hoist or crane.

Drum Tongs

Product code		DL 360
Capacity	kg	360
Drum	gallon / litre	55 / 210
N.W.	kg	4.5

Product colours depends on stock: red / yellow.

191)



- All steel construction.
- Easy moves and handle open or closed head loaded steel drums. Allows quick, gentle loading into overpacks and keeps drums upright during lift, reducing spills and injuries.
- Works easily with overhead hoist or hook from forklift.

Overhead Vertical Drum Clamp

Product code		DL 350
Capacity	kg	350
Drum	litre	210
N.W.	kg	6.69

Product colours depends on stock: red / yellow.

192)



Overhead Rotation Clamp

Product code		LG 800
Rated capacity	kg	365
Drum	gallon / litre	55 / 210
Net Weight	kg	38

Product colours depends on stock: red / yellow.

193)



Forklift Drum Tipper

Product code		HK285A
Rated capacity	kg	364
Drum	gallon / litre	55 / 210
Fork opening	mm	620
Fork pocket	mm	65H x 180W
Weight	kg	70

Product colours depends on stock: red / yellow.

194)



Eagle Grip Forklift Single Drum Attachment

Product code		EG 1
Rated capacity	kg	360
Drum	gallon / litre	55 / 210
Net weight	kg	60

Product colours depends on stock: red / yellow.

195)




Eagle Grip Forklift Double Drum Attachment

Product code		EG 2
Rated capacity	kg	720
Drum	gallon / litre	(55 / 210) x 2
Net weight	kg	96


Product colours depends on stock: red / yellow.

* Materials & specifications are subject to change without prior notice.


PLASTIC PALLET



Product code		PP1 (Heavy Duty)	PP2 (Heavy Duty)	PP3 (Heavy Duty)	PP4 (Heavy Duty)	PP5 (Heavy Duty)
Dimension	mm	1200W x 1200L x 140H	1000W x 1200L x 130H	1200W x 1200L x 150H	1000W x 1200L x 150H	1000W x 1200L x 160H
Function		Stackable	Stackable	Stackable	Stackable	Non-reversible
Weight	kg	47±	35 ±	35 ±	29 ±	40 ±
Static load	ton	4.5	4.5	4.5	4.5	4.5
Dynamic load	ton	1.5	1.5	1.5	1.5	1.5



Product code		PP6 (Heavy Duty)	PP7 (Heavy Duty)	PP8 (Heavy Duty)	PP9 (Export use)	PP10 (Export use)
Dimension	mm	1110W x 1110L x 130H	1030W x 1220L x 160H	1220W x 1220 x 160H	1020W x 1220 x 135H	1130W x 1130L x 130H
Function		Reversible	Non-reversible	Non-reversible	Stackable	Non-reversible
Weight	kg	46 ±	44 ±	46 ±	6.8 ±	9.0 ±
Static load	ton	5.0	4.5	4.5	2.0	2.0
Dynamic load	ton	2.0	1.5	1.5	1.0	1.0



Product code		S1010	S1110	S1111	S1210	S1211
Dimension	mm	1000 x 1000 x 140	1000 x 1100L x 140	1100W x 1100 x 140	1200W x 1000 x 140	1200 x 1100 x 140
Function		Non-reversible				
Weight	kg	6.5 ±	7 ±	7.6 ±	7.5 ±	8.3 ±
Static load	kg	2000kg unified load				
Dynamic load	kg	1000kg unified load				

* Materials & specifications are subject to change without prior notice.

PLASTIC PALLET

207)



Product code		SH1010	SH1110	SH1111	SH1210	SH1211
Dimension	mm	1000 x 1000 x 140	1000 x 1100L x 140	1100W x 1100 x 140	1200W x 1000 x 140	1200 x 1100 x 140
Function		Non-reversible				
Weight	kg	8 ±	8.5 ±	9 ±	8.9 ±	9.7 ±
Static load	kg	2000kg unified load				
Dynamic load	kg	1000kg unified load				
Racking load	kg	300kg unified load				

208)




209)



210)



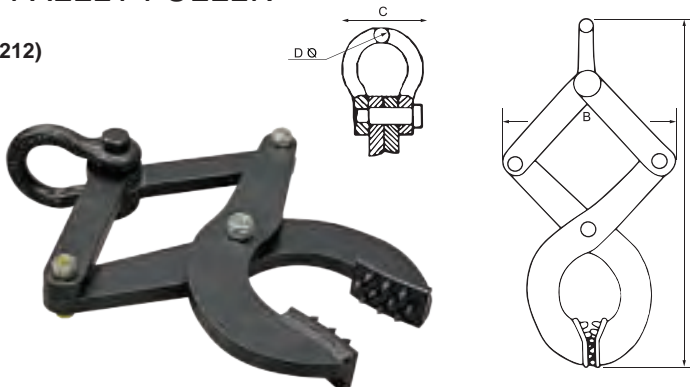
211)



Product code		F1210 (Double Deck)	M1111 (Double Deck)	L1111 (Double Deck)	MF1210
Dimension	mm	1000W x 1200L x 150H	1100W x 1100L x 150H	1100W x 1100L x 120H	1200W x 1000L x 150H
Function		Non-Reversible	Non-reversible	Non-reversible	Non-reversible
Weight	kg	22 ±	16 ±	9 ±	9 ±
Static load	kg	4000kg unified load	4000kg unified load	2000kg unified load	4000kg unified load
Dynamic load	kg	1000kg unified load	1000kg unified load	1000kg unified load	1000kg unified load
Racking load	kg	1000kg unified load	500kg unified load	N/A	1000kg unified load

PALLET PULLER

212)



Pallet Puller		
Product code		VK 2
Capacity	kg	2000
Range	mm	30-200
Dimension	mm	(A) 340-552
		(B) 310-390
		(C) 88
		(D) 19
Packing measurement	mm	405 x 285 x 90 (Internal)
		590 x 415 x 210/4pcs (External)
Net weight	kg	9

213)



Aluminium Single Sided Ladder

Product code: **K104 - K116**

Features

- Available in many sizes from 4 to 16 steps.
- Economical model for general application.
- Wide non-slip step provide comfort and stability.
- Powder coated and durable.
- Extra double groove design for better loading.

214)



Aluminium Double Sided Ladder

Product code: **SDS04 - SDS16**

Features

- Available in many sizes from 4 to 16 steps.
- Identical front and back sections allow access from either side.
- Wide flat top good for tool rest.
- Natural anodized for durability.

215)



Aluminium Single Sided Heavy Duty Ladder

Product code: **HD04 - HD18**

Features

- Available in many sizes from 4 to 18 steps.
- Heavy duty siderails for exceptional load rating.
- Wide non-slip step provide comfort and stability.
- Powder coated.

216)



Aluminium Double Sided Heavy Duty Ladder

Product code: **DSHD04 - DSHD18**


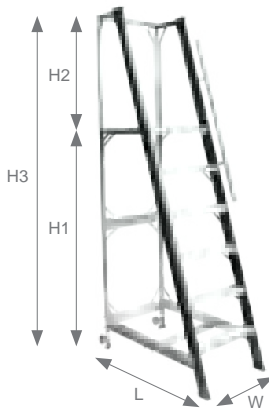
Features

- Available in many sizes from 4 to 18 steps.
- Heavy duty siderails for exceptional load rating.
- Wide non-slip step provide comfort and stability.
- Powder coated.

Design for: General household application.

Product Code		K104	K105	K106	K107	K108	K109	K110	K111	K112	K114	K116	-
		SDS04	SDS05	SDS06	SDS07	SDS08	SDS09	SDS10	SDS11	SDS12	SDS14	SDS16	-
		HD04	HD05	HD06	HD07	HD08	HD09	HD10	HD11	HD12	HD14	HD16	HD18
		DSHD04	DSHD05	DSHD06	DSHD07	DSHD08	DSHD09	DSHD10	DSHD11	DSHD12	DSHD14	DSHD16	DSHD18
Steps	-	4	5	6	7	8	9	10	11	12	14	16	18
Height	mm	1016	1270	1524	1778	2032	2286	2540	2807	3061	3569	4077	4585

217)



Wide platform 20"x20" with heavy duty siderail & handrail.

Aluminium Warehouse Step Ladder

Design for: Ideal for factory or warehouse heavy duty application where extra wide working platform serves as good rest.

Features

- Available in 6 to 10 steps.
- Design for warehouse & factory with goods storage rack.
- Large platform 20" x 20" provide comfortable working area.
- Rear rolling wheel provide higher mobility.

Product Code		HWS06	HWS08	HWS10
Steps	-	6	8	10
H1	mm	1480	1988	2496
H2	mm	743		
H3	mm	2223	2731	3239
W	mm	524		
L	mm	937	1089	1220

218)



Aluminium E Double Step Ladder

Design for: General household application.

Features

- Available in many sizes from 3 to 8 steps.
- Made of light weight aluminium profiles and high-impact plastic parts for easy transit.
- PVC rubber shoes on 4 feet to ensure grip on floor when in use.

Product Code		EDL03	EDL04	EDL05	EDL06	EDL07	EDL08
Steps	-	3	4	5	6	7	8
Height	mm	762	1016	1270	1524	1778	2032


219)



Aluminium E Ladder

Easy operation durable zinc plated steel hinge with spreader to enhance spread looking.

- Quarter circle shaped 70mm extra wide steps provides firm footing and comfort.
- Natural anodized & colour PVC for durability.



Product Code		EL03	EL04	EL05	EL06	EL07	EL08
Steps	-	3	4	5	6	7	8
Upright Length	mm	1133	1387	1641	1895	2149	2403

* Materials & specifications are subject to change without prior notice.

220)



Aluminium 2 Way Ladder

Product Code	Steps	Full Length (mm)	Folded Length (mm)
TW4	8	2108	1058
TW5	10	2628	1318
TW6	12	3148	1560
TW7	14	3668	1838
TW8	16	4188	2098

Design for: General household application.

221)



Aluminium 3 Way Heavy Duty Ladder

Product Code	Steps	Full Length (mm)	Folded Length (mm)
3W05	10	3189	1593
3W06	12	3775	1886
3W07	14	4361	2179
3W08	16	4947	2472
3W09	18	5533	2765
3W10	20	6119	3058

Design for: General household application to light industry application.

222)



Aluminium 2 in 1 Ladder

Product Code	Steps	'A' Type Height (mm)	Extended Length (mm)
GL05	5	1275.08	2085.34
GL06	6	1529.08	2339.34
GL07	7	1783.08	2593.34
GL08	8	2037.08	2847.34

Design for: Light industrial applications and renovation works. Also general household application where it can be formed into either long straight ladder or self-supporting 'A' type ladder.

223)



Aluminium Multi-purpose Ladder

Product Code	Steps	Straight Length (mm)	A-Type Length (mm)	Platform Length (mm)	Folded Length (mm)	Leg Spread (mm)
SMP08	8	2601	1303	775	766	595
SMP10	10	3185	1590	1069	1055	595
SMP12	12	3769	1885	1069	1055	595
SMP14	14	4386	2194	1360	1351	595
SMP16	16	4940	2476	1360	1351	595

ectural renovations works.

224)



Aluminium Single Pole Ladder

Product Code	Rung (ft)	Full Length (m)
SM08SP	7	2.36
SM10SP	9	2.96
SM12SP	11	3.56
SM15SP	14	4.46
SM16SP	15	5.06
SM18SP	17	5.66
SM20SP	19	6.26

Design for: Industrial application where access to higher level of height is required.

225)



Aluminium Double Extension Ladder

Product Code	Rung (ft)	Length (m)	Extended (m)
SM08DE	14	2.36 x 2.36	4.14
SM10DE	18	2.96 x 2.96	5.34
SM12DE	22	3.56 x 3.56	6.54
SM15DE	28	4.46 x 4.46	8.34
SM16DE	30	5.06 x 5.06	8.42
SM18DE	34	5.66 x 5.66	9.62
SM20DE	38	6.26 x 6.26	10.82

Design for: Architectural renovation works and industrial application where access to higher height is in demand.

226)




Aluminium Triple Extension Ladder

Product Code	Rung (ft)	Length (m)	Extended (m)
SM08TE	21	2.36 x 2.36 x 2.36	5.92
SM10TE	27	2.96 x 2.96 x 2.96	7.72
SM12TE	33	3.56 x 3.56 x 3.56	9.52
SM15TE	42	4.46 x 4.46 x 4.46	12.22
SM16TE	45	5.06 x 5.06 x 5.06	12.34
SM18TE	51	5.66 x 5.66 x 5.66	14.14
SM20TE	57	6.26 x 6.26 x 6.26	15.94

Design for: Architectural renovation works and industrial application. From general household application to factory access equipment.

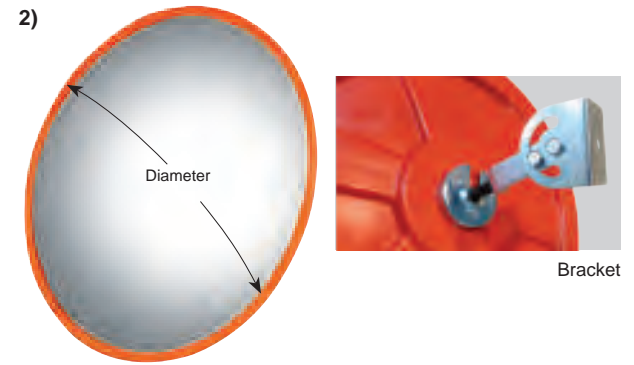
* Materials & specifications are subject to change without prior notice.

Outdoor Polycarbonate Convex Mirror




Product code	Diameter (cm)	Pole bracket (cm)
PCOM 60	Ø60	Ø5
PCOM 80	Ø80	Ø7.5
PCOM 100	Ø100	Ø7.5

Indoor Polycarbonate Convex Mirror



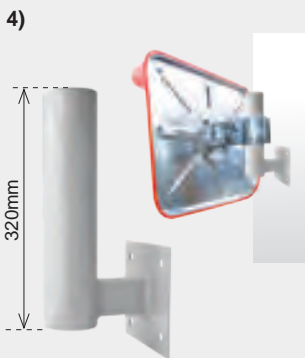
Product code	Diameter (cm)	Pole bracket (cm)
PCIM 45	Ø45	Ø5
PCIM 60	Ø60	Ø7.5

Indoor Dome Mirror




Product code	IDM 600
Diameter (mm)	Ø600
Material made	Polycarbonate
Mounted on	Ceiling

Accessories



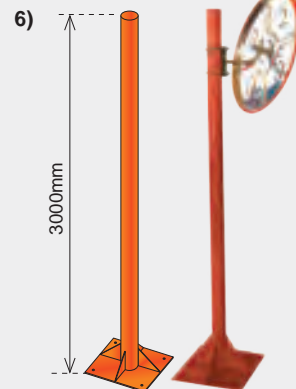
L-Pole

Product code	LP 0612
Diameter (mm)	Ø75
Height (mm)	320
Wall Plate (mm)	150 x 150
Colour	Light Grey




Ceiling Pole

Product code	CP 0328
Diameter (mm)	Ø75
Height (mm)	700
Ceiling Plate (mm)	152 x 152
Colour	Light Grey



Mild Steel Pole

Product code	POLE 75x3M
Diameter (mm)	Ø75
Height (mm)	3000
Base Plate (mm)	305 x 460
Colour	Orange



Galvanized Pole

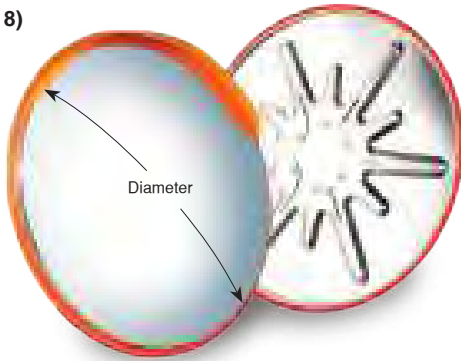
Product code	HDG POLE 75x3M
Diameter (mm)	Ø75
Height (mm)	3000
Base Plate (mm)	305 x 460

Remarks: SSCM 1000, SSCM 800, RTCM 6080, RTCM 4560 use only.

Outdoor Stainless Steel Convex Mirror


- Round Mirror

8)



Product code	SSCM 1000
Diameter (mm)	Ø1000
Carton size (mm)	1105 x 1085 x 128
Qty carton (pc)	1
G.W. (kg)	19.58
Mounted on	Pole
Pole diameter (mm)	Ø75

9)



Product code	SSCM 800
Diameter (mm)	Ø800
Carton size (mm)	905 x 895 x 128
Qty carton (pc)	1
G.W. (kg)	14.05
Mounted on	Pole
Pole diameter (mm)	Ø75



Carpark Entrance & Exits

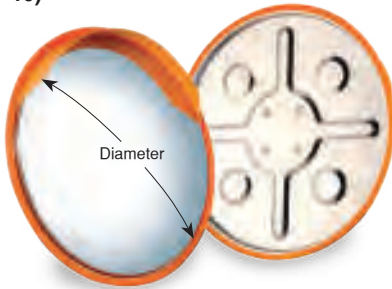


Railway Stations



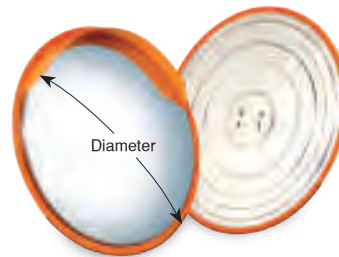
Hilly / Winding Road

10)



Product code	SSCM 600
Diameter (mm)	Ø600
Carton size (mm)	680 x 680 x 175
Qty carton (pc)	1
G.W. (kg)	7.95
Mounted on	Pole
Pole diameter (mm)	Ø75

11)



Product code	SSCM 490
Diameter (mm)	Ø490
Carton size (mm)	582 x 552 x 70
Qty carton (pc)	1
G.W. (kg)	3.77
Mounted on	Wall / Pole
Pole diameter (mm)	Ø50



Intersection



Airport

Why Stainless Steel

Material	Weather Resistant	Impact Resistant	Reflectiveness	Lifespan (Yrs)
Stainless Steel	✓✓✓✓✓	✓✓✓✓✓	✓✓✓✓✓	10
Acrylic	✓✓✓	✓✓	✓✓	< 1
Polycarbonate	✓✓	✓✓✓✓	✓✓✓	< 2
Glass	✓✓	✓	✓✓	< 3

Remarks: ✓✓✓✓✓ Best ✓✓✓✓ Good ✓✓✓ Normal ✓✓ Poor ✓ Very Poor

Source: PIARC committee on road safety. Japan's traffic mirror guide.


Advantages of Stainless Steel

- ✓ Extreme weather conditions.
- ✓ Virtually tough.
- ✓ Unbreakable.
- ✓ Durable. Thus, reduce cost in long term.
- ✓ Minimum maintenance.



Outdoor Stainless Steel Convex Mirror - Rectangle Mirror

12) RTCM 6080



13) RTCM 4560




14) RTCM 2030




Product code	RTCM 6080	RTCM 4560	RTCM 2030
Dimension HxW (mm)	600 x 800	450 x 600	200 x 300
Carton size (mm)	885 x 790 x 140	633 x 695 x 140	490 x 56 x 238
Qty carton (pc)	1	1	1
G.W. (kg)	12.97	9.10	1.41
Mounted on	Pole	Pole	Wall / Pole
Pole diameter (mm)	Ø75	Ø75	Ø50

Indoor Stainless Steel Convex Mirror - Round Mirror

15) SUS 600



16) SUS 490



Product code	SUS 600	SUS 490
Diameter (mm)	Ø600	Ø490
Carton size (mm)	675 x 675 x 117	525 x 525 x 110
Qty carton (pc)	1	1
G.W. (kg)	3.85	2.45
Mounted on	Wall	Wall



Wall mounted



SUS 490, SUS 600 bracket

Wall & pole bracket Ø50mm

SSCM 490
RTCM 2030
bracket



Pole bracket Ø75mm

SSCM 600
bracket





SSCM 800
RTCM 4560
RTCM 6080
bracket



SSCM 1000
bracket







OFFICE SYSTEMS

pg. 162 - pg. 174

ideal for space



FULL HEIGHT CUPBOARD



FC 301

Description :
Full Height Cupboard Without Door
C/W 3 Adjustable Shelves

Dimension :
915W x 457D x 1828H (mm)



FC 302

Description :
Full Height Cupboard With Steel
Swinging Door C/W 3 Adjustable
Shelves

Dimension :
915W x 457D x 1828H (mm)



FC 302L

Description :
Full Height Cupboard With Steel
Swinging Door & Locking Bar C/W
3 Adjustable Shelves

Dimension :
915W x 457D x 1828H (mm)



FC 303

Description :
Full Height Cupboard With Steel Sliding
Door C/W 3 Adjustable Shelves

Dimension :
915W x 457D x 1828H (mm)



FC 304

Description :
Full Height Cupboard With Glass Sliding
Door C/W 3 Adjustable Shelves

Dimension :
915W x 457D x 1828H (mm)



FC 305

Description :
Full Height Cupboard With Glass
Swinging Door C/W 3 Adjustable Shelves

Dimension :
915W x 457D x 1828H (mm)

COLOUR OPTION :



LIGHT GREY



BEIGE



2 TONE
(BEIGE + BROWN)

HALF HEIGHT CUPBOARD



HC 201

Description :
Half Height Cupboard Without Door
C/W 1 Adjustable Shelves

Dimension :
915W x 457D x 915H (mm)



HC 202

Description :
Half Height Cupboard With Steel
Swinging Door C/W 1 Adjustable
Shelves

Dimension :
915W x 457D x 915H (mm)



HC 202L

Description :
Half Height Cupboard With Steel Swinging
Door C/W 1 Adjustable Shelves + Locking
Bar

Dimension :
915W x 457D x 915H (mm)



HC 203

Description :
Half Height Cupboard With Steel Sliding
Door C/W 1 Adjustable Shelves

Dimension :
915W x 457D x 915H (mm)



HC 204

Description :
Half Height Cupboard With Glass Sliding
Door C/W 1 Adjustable Shelves

Dimension :
915W x 457D x 915H (mm)

COLOUR OPTION :



LIGHT GREY



BEIGE




2 TONE
(BEIGE + BROWN)



FC 2B

Description :
2 Drawer Filing Cabinet with Recess Handle C/W Ball Bearing Slide

Dimension :
465W x 625D x 720H (mm)



FC 3B

Description :
3 Drawer Filing Cabinet with Recess Handle C/W Ball Bearing Slide

Dimension :
465W x 625D x 1020H (mm)



FC 4B

Description :
4 Drawer Filing Cabinet with Recess Handle C/W Ball Bearing Slide

Dimension :
465W x 625D x 1320H (mm)



FC 4BL

Description :
4 Drawer Filing Cabinet with Recess Handle C/W Ball Bearing Slide & Locking Bar


Dimension :
465W x 625D x 1320H (mm)



FC 5B

Description :
5 Drawer Filing Cabinet with Recess Handle C/W Ball Bearing Slide

Dimension :
465W x 625D x 1620H (mm)



Ball Bearing Slide



FC 5BL

Description :
5 Drawer Filing Cabinet with Recess Handle C/W Ball Bearing Slide & Locking Bar

Dimension :
465W x 625D x 1620H (mm)

COLOUR OPTION :



LIGHT GREY



BEIGE



2 TONE
(BEIGE + BROWN)

MOBILE COMPACTOR



Per Bay Measurement (Standard):

915W x 420D x 2115H (mm)

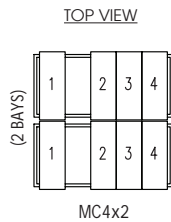
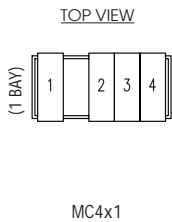
No. of shelf per bay: With built-in lateral file holder, 4 pieces of lateral shelf and 1 piece base shelf to provides 5 tier filing storage.
(Max loading capacity : 50kg per shelf)

Material Used:

- Cold rolled steel plate for the whole bay's body and shelves (0.8mm).
- Square hollow section and steel flat bar for the track & rail.
- Cold rolled steel bearing and bearing base.

Finish: Powder Coating


Locking Device: A central locking provided on the back of last single mobile bay for simple locking purposes.



Handle



Lateral Shelf
(Can hang filing pocket)



Central Locking Lock

MC 4x1	MC 5x1	MC 6x1	MC 7x1	MC 8x1	MC 10x1	MC 12x1
Description : 4 x 1 Bays Depth Mobile Compactor	Description : 5 x 1 Bays Depth Mobile Compactor	Description : 6 x 1 Bays Depth Mobile Compactor	Description : 7 x 1 Bays Depth Mobile Compactor	Description : 8 x 1 Bays Depth Mobile Compactor	Description : 10 x 1 Bays Depth Mobile Compactor	Description : 12 x 1 Bays Depth Mobile Compactor
Dimension (mm) : 2440W 915D 2115H	Dimension (mm) : 2860W 915D 2115H	Dimension (mm) : 3280W 915D 2115H	Dimension (mm) : 3700W 915D 2115H	Dimension (mm) : 4120W 915D 2115H	Dimension (mm): 4960W 915D 2115H	Dimension (mm): 5800W 915D 2115H

MC 4x2	MC 5x2	MC 6x2	MC 7x2	MC 8x2	MC 10x2	MC 12x2
Description : 4 x 2 Bays Depth Mobile Compactor	Description : 5 x 2 Bays Depth Mobile Compactor	Description : 6 x 2 Bays Depth Mobile Compactor	Description : 7 x 2 Bays Depth Mobile Compactor	Description : 8 x 2 Bays Depth Mobile Compactor	Description : 10 x 2 Bays Depth Mobile Compactor	Description : 12 x 2 Bays Depth Mobile Compactor
Dimension (mm) : 2440W 1830D 2115H	Dimension (mm) : 2860W 1830D 2115H	Dimension (mm) : 3280W 1830D 2115H	Dimension (mm) : 3700W 1830D 2115H	Dimension (mm) : 4120W 1830D 2115H	Dimension (mm): 4960W 1830D 2115H	Dimension (mm): 5800W 1830D 2115H

COLOUR OPTION :



LIGHT GREY

BEIGE

MULTIPLE STEEL LOCKER



3 Compartments

Description :

3 Compartments Steel Locker with 1 Cloth Hanging Bar & 1 Fixed Shelf at bottom at each compartment

4 Optional Dimension :

SL3 3615 : 915W x 381D x 1828H (mm)
 SL3 3618 : 915W x 457D x 1828H (mm)
 SL3 4515 : 1143W x 381D x 1828H (mm)
 SL3 4518 : 1143W x 457D x 1828H (mm)



6 Compartments

Description :

6 Compartments Steel Locker with 1 Cloth Hanging Bar & 1 Fixed Shelf at bottom at each compartment

4 Optional Dimension :

SL6 3615 : 915W x 381D x 1828H (mm)
 SL6 3618 : 915W x 457D x 1828H (mm)
 SL6 4515 : 1143W x 381D x 1828H (mm)
 SL6 4518 : 1143W x 457D x 1828H (mm)



9 Compartments

Description :

9 Compartments Steel Locker

4 Optional Dimension :

SL9 3615 : 915W x 381D x 1828H (mm)
 SL9 3618 : 915W x 457D x 1828H (mm)
 SL9 4515 : 1143W x 381D x 1828H (mm)
 SL9 4518 : 1143W x 457D x 1828H (mm)



12 Compartments

Description :

12 Compartments Steel Locker

4 Optional Dimension :

SL12 3615 : 915W x 381D x 1828H (mm)
 SL12 3618 : 915W x 457D x 1828H (mm)
 SL12 4515 : 1143W x 381D x 1828H (mm)
 SL12 4518 : 1143W x 457D x 1828H (mm)



15 Compartments

Description :

15 Compartments Steel Locker

4 Optional Dimension :

SL15 3615 : 915W x 381D x 1828H (mm)
 SL15 3618 : 915W x 457D x 1828H (mm)
 SL15 4515 : 1143W x 381D x 1828H (mm)
 SL15 4518 : 1143W x 457D x 1828H (mm)



18 Compartments

Description :

18 Compartments Steel Locker

4 Optional Dimension :

SL18 3615 : 915W x 381D x 1828H (mm)
 SL18 3618 : 915W x 457D x 1828H (mm)
 SL18 4515 : 1143W x 381D x 1828H (mm)
 SL18 4518 : 1143W x 457D x 1828H (mm)

COLOUR OPTION :



LIGHT GREY




BEIGE



2 TONE
(BEIGE + BROWN)

STEEL LOCKER




SL1 1515

Description :

1 Compartments Steel Locker with 1 Cloth Hanging Bar & 1 Fixed Shelve at bottom.

2 Optional Dimension :

SL1 1515 : 381W x 381D x 1828H (mm)
SL1 1518 : 381W x 457D x 1828H (mm)



SL2 1515

Description :

2 Compartments Steel Locker with 1 Cloth Hanging Bar & 1 Fixed Shelve at bottom at each Compartment.

2 Optional Dimension :

SL2 1515 : 381W x 381D x 1828H (mm)
SL2 1518 : 381W x 457D x 1828H (mm)



SL3 1515

Description :

3 Compartments Steel Locker

2 Optional Dimension :

SL3 1515 : 381W x 381D x 1828H (mm)
SL3 1518 : 381W x 457D x 1828H (mm)



SL4 1515

Description :

4 Compartments Steel Locker

2 Optional Dimension :

SL4 1515 : 381W x 381D x 1828H (mm)
SL4 1518 : 381W x 457D x 1828H (mm)



SL5 1515

Description :

5 Compartments Steel Locker

2 Optional Dimension :

SL5 1515 : 381W x 381D x 1828H (mm)
SL5 1518 : 381W x 457D x 1828H (mm)



SL6 1515

Description :

6 Compartments Steel Locker

2 Optional Dimension :

SL6 1515 : 381W x 381D x 1828H (mm)
SL6 1518 : 381W x 457D x 1828H (mm)

COLOUR OPTION :



LIGHT GREY



BEIGE



2 TONE
(BEIGE + BROWN)

HALF HEIGHT MULTIPLE LOCKER



Half Height 6 Compartment

Description :
Half Height 6 Compartment Steel Locker

4 Optional Dimension :
HL6 3615 : 915W x 381D x 915H (mm)
HL6 3618 : 915W x 457D x 915H (mm)
HL6 4515 : 1143W x 381D x 915H (mm)
HL6 4518 : 1143W x 457D x 915H (mm)



Half Height 9 Compartment

Description :
Half Height 9 Compartment Steel Locker

4 Optional Dimension :
HL9 3615 : 915W x 381D x 915H (mm)
HL9 3618 : 915W x 457D x 915H (mm)
HL9 4515 : 1143W x 381D x 915H (mm)
HL9 4518 : 1143W x 457D x 915H (mm)

CUSTOM MADE ITEM



SCM 0003

Description :
36 Compartment Steel Locker with Steel Swinging Door c/w Camlock

Dimension :
915W x 381D x 1828H (mm)



SCM 0004

Description :
Full Height 30 Pigeon Hole

Dimension :
915W x 457D x 1828H (mm)

COLOUR OPTION :



LIGHT GREY



BEIGE



2 TONE
(BEIGE + BROWN)

PIGEON HOLE



PH6ST

Description :
6 Pigeon Hole Side Table

Dimension :
915W x 381D x 930H (mm)

PH9ST

Description :
9 Pigeon Hole Side Table

Dimension :
915W x 381D x 890H (mm)

12 Pigeon Hole

Description :
Full Height 12 Pigeon Hole

4 Optional Dimension :
PH12 3615 :
915W x 381D x 1828H (mm)
PH12 3618 :
915W x 457D x 1828H (mm)
PH12 4515 :
1143W x 381D x 1828H (mm)
PH12 4518 :
1143W x 457D x 1828H (mm)

15 Pigeon Hole

Description :
Full Height 15 Pigeon Hole

4 Optional Dimension :
PH15 3615 :
915W x 381D x 1828H (mm)
PH15 3618 :
915W x 457D x 1828H (mm)
PH15 4515 :
1143W x 381D x 1828H (mm)
PH15 4518 :
1143W x 457D x 1828H (mm)

18 Pigeon Hole

Description :
Full Height 18 Pigeon Hole

4 Optional Dimension :
PH18 3615 :
915W x 381D x 1828H (mm)
PH18 3618 :
915W x 457D x 1828H (mm)
PH18 4515 :
1143W x 381D x 1828H (mm)
PH18 4518 :
1143W x 457D x 1828H (mm)

WARDROBE



FC 306

Description :
Full Height Wardrobe With Steel Swinging Door C/W 1 Cloth Hanging Bar, 3 Fixed Shelve, 1 Drawer with Camlock & 1 Mirror

Dimension :
915W x 525D x 1828H (mm)



FC 307

Description :
Full Height Wardrobe With Steel Swinging Door C/W 1 Adjustable Shelve at Top & Cloth Hanging Bar at Bottom

Dimension :
915W x 457D x 1828H (mm)




FC 308

Description :
Full Height Wardrobe With Steel Swinging Door C/W 1 Cloth Hanging Bar at Top & 1 Adjustable Shelve at Bottom

Dimension :
915W x 457D x 1828H (mm)

COLOUR OPTION :



MOBILE PEDESTAL



PD 109

Description :
Steel Mobile Pedestal with
Ball Bearing Slide
- 2 Drawer + 1 File

Dimension :
400W x 490D x 680H (mm)



PD 110

Description :
Steel Mobile Pedestal with
Ball Bearing Slide
- 3 Drawer

Dimension :
400W x 490D x 550H (mm)

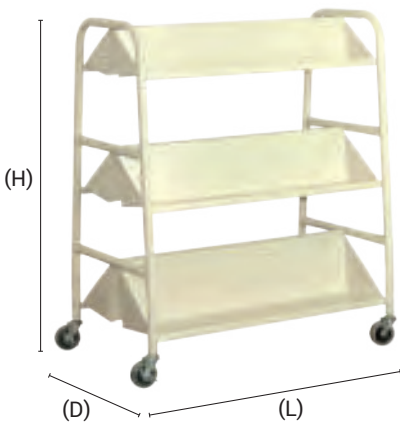


PD 111

Description :
Steel Mobile Pedestal with
Ball Bearing Slide
- 1 Drawer + 1 File

Dimension :
400W x 490D x 530H (mm)

BOOK TROLLEY



BT 264


Description :
Double Sided Book Trolley

Dimension :
790W x 510D x 1050H (mm)

Utilize our book trolley for
easy access and storage.
Useful for schools, libraries
& laboratories to store books
and other publications tidily.

- Double / single sided 3
angles tiers shelves
- Full steel construction

COLOUR OPTION :



BEIGE

KICK STEP STOOL



KSS 02

Description :
Kick Step Stool

Dimension :
Weight : 4.5kg
Height : 435mm
Top : Ø290mm
Base : Ø435mm

Our smart stools have concealed castors
that are designed to lock in place. The
base is surrounded by a rubber rim,
which provides additional grip.

COLOUR OPTION :



GREY

LIBRARY SHELVING



S315W

Description :
Library Shelving Single
Sided without Side Panel
- 5 Level

Dimension :
950W x 313D x 1690H (mm)



S316W

Description :
Library Shelving Single
Sided without Side Panel
- 6 Level

Dimension :
950W x 313D x 1995H (mm)



S317W

Description :
Library Shelving Single
Sided without Side Panel
- 7 Level

Dimension :
950W x 313D x 2300H (mm)



S315

Description :
Library Shelving Single
Sided with Side Panel
- 5 Level

Dimension :
950W x 313D x 1690H (mm)



S316

Description :
Library Shelving Single
Sided with Side Panel
- 6 Level

Dimension :
950W x 313D x 1995H (mm)



S317

Description :
Library Shelving Single
Sided with Side Panel
- 7 Level

Dimension :
950W x 313D x 2300H (mm)

COLOUR OPTION :



LIGHT GREY



BEIGE

LIBRARY SHELVING



S325W

Description :
Library Shelving Double Sided without Side Panel - 5 Level

Dimension :
950W x 550D x 1690H (mm)



S326W

Description :
Library Shelving Double Sided without Side Panel - 6 Level

Dimension :
950W x 550D x 1995H (mm)



S327W

Description :
Library Shelving Double Sided without Side Panel - 7 Level

Dimension :
950W x 550D x 2300H (mm)



S325

Description :
Library Shelving Double Sided with Side Panel - 5 Level

Dimension :
950W x 550D x 1690H (mm)



S326

Description :
Library Shelving Double Sided with Side Panel - 6 Level

Dimension :
950W x 550D x 1995H (mm)



S327

Description :
Library Shelving Double Sided with Side Panel - 7 Level

Dimension :
950W x 550D x 2300H (mm)

COLOUR OPTION :



LIGHT GREY



BEIGE

PEDESTAL DESK



PD 101

Description :
5' L-Shape Pedestal Desk
(Black Linoleum Top)

Dimension :
1524W x 762D x 762H (mm)



PD 103

Description :
4' Single Pedestal Desk
(Black Linoleum Top)

Dimension :
1220W x 762D x 762H (mm)



PD 112

Description :
4' Single Pedestal Desk with Block Leg
(Black Linoleum Top)

Dimension :
1220W x 762D x 762H (mm)



PD 102

Description :
5' L-Shape Pedestal Desk
(Melamine Chipboard Top)

Dimension :
1524W x 762D x 762H (mm)

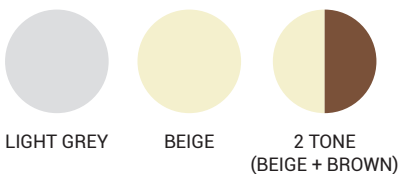


PD 104

Description :
4' Single Pedestal Desk
(Melamine Chipboard Top)

Dimension :
1220W x 762D x 762H (mm)

COLOUR OPTION :



MELAMINE CHIPBOARD TOP OPTION :



PEDESTAL DESK



PD 105

Description :
5' Double Pedestal Desk
(Black Linoleum Top)

Dimension :
1524W x 762D x 762H (mm)

PD 106

Description :
5' Double Pedestal Desk
(Melamine Chipboard Top)

Dimension :
1524W x 762D x 762H (mm)



PD 107

Description :
4' General Purpose Table
with Centre Drawer
(Black Linoleum Top)

Dimension :
1220W x 762D x 762H (mm)

PD 108

Description :
5' General Purpose Table
with Centre Drawer
(Black Linoleum Top)

Dimension :
1524W x 762D x 762H (mm)



PD 113

Description :
4' Utility Table
(Black Linoleum Top)

Dimension :
1220W x 762D x 762H (mm)

PD 114

Description :
5' Utility Table
(Black Linoleum Top)

Dimension :
1524W x 762D x 762H (mm)

COLOUR OPTION :



LIGHT GREY



BEIGE



2 TONE
(BEIGE + BROWN)

MELAMINE CHIPBOARD TOP OPTION :



BEECH



CHERRY



MAPLE



LIGHT GREY



TTF GROUP

TTF MARKETING HOLDINGS SDN. BHD. 199601035401 (407754-H)
TTF STORAGE SYSTEMS SDN. BHD. 200601031376 (751135-X)

HEADQUARTERS :

Lot 6, Jalan Perusahaan 1, Kawasan Perindustrian PKNS, Batu 17,
48000 Rawang, Selangor Darul Ehsan, Malaysia.
Hotline: +603 6091 8800 Fax: +603 6091 3300
email: info@tffgroup.com

JOHOR BRANCH :

No. 3, Jalan Kencana Emas 2/2, Kawasan Perindustrian Tebrau III,
81100 Johor Bahru, Johor Darul Takzim, Malaysia.
Tel: +607 352 2233 Fax: +607 351 2233
email: jb@tffgroup.com

FIND US ON

GOOGLE MAPS / WAZE :
TTF

Scan QR code for know more :



www.ttf.com.my



www.ttfrack.com

